



6.4.1 Institution has strategies for mobilization and optimal utilization of resources and funds from various sources (government/non-government organizations) and it conducts financial audits regularly (internal and external)

6.4.1 INDEX

S. No.	Contents	Documents
1	Strategies of mobilization of funds	View Document
2	Financial Internal Audit Reports	
	Internal Audit Report 2022-23 (B.Pharm)	View Document
	Internal Audit Report 2022-23 (M.Pharm)	View Document
	Internal Audit Report 2022-23 (Pharm D)	View Document
	Internal Audit Report 2021-22 (B.Pharm)	View Document
	Internal Audit Report 2021-22 (M.Pharm)	View Document
	Internal Audit Report 2021-22 (Pharm D)	View Document
	Internal Audit Report 2020-21 (B.Pharm)	View Document
	Internal Audit Report 2020-21 (M.Pharm)	View Document
	Internal Audit Report 2020-21 (Pharm D)	View Document
	Internal Audit Report 2019-20 (B.Pharm)	View Document
	Internal Audit Report 2019-20 (M.Pharm)	View Document
	Internal Audit Report 2019-20 (Pharm D)	View Document
	Internal Audit Report 2018-19 (B.Pharm)	View Document
	Internal Audit Report 2018-19 (M.Pharm)	View Document
	Internal Audit Report 2018-19 (Pharm D)	View Document



S. No.	Contents	Documents
3	Financial External Audit Reports	
	External Audit Report 2022-23 (B.Pharm) External Audit Report 2022-23 (M.Pharm) External Audit Report 2022-23 (Pharm D)	View Document View Document View Document
	External Audit Report 2021-22 (B.Pharm) External Audit Report 2021-22 (M.Pharm) External Audit Report 2021-22 (Pharm D)	View Document View Document View Document
	External Audit Report 2020-21 (B.Pharm) External Audit Report 2020-21 (M.Pharm) External Audit Report 2020-21 (Pharm D)	View Document View Document View Document
	External Audit Report 2019-20 (B.Pharm) External Audit Report 2019-20 (M.Pharm) External Audit Report 2019-20 (Pharm D)	View Document View Document View Document
	External Audit Report 2018-19 (B.Pharm) External Audit Report 2018-19 (M.Pharm) External Audit Report 2018-19 (Pharm D)	View Document View Document View Document



6.4.1 Strategies of mobilization of funds



Progressive Education Society's

Modern College of Pharmacy

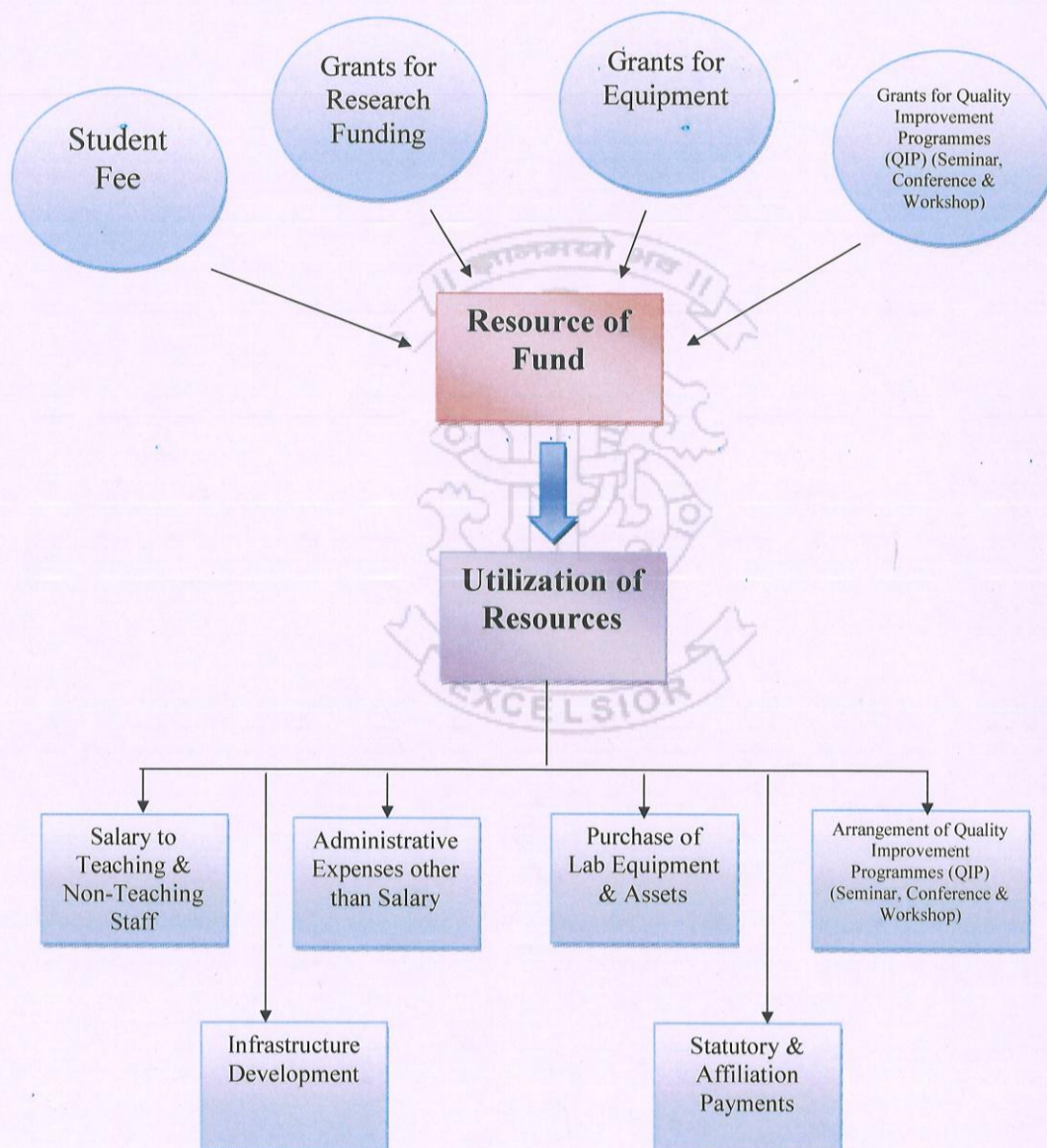
Sector no. - 21, Yamunanagar, Nigdi Pune -411044.

E-mail-mcopnigdi44@gmail.com, Web.: www.mcop.org.in, Tel.:02027661314/15

Approved by Pharmacy Council of India, New Delhi, All India Council for Technical Education, Directorate of Technical Education, Mumbai (MS), Permanently Affiliated to Savitribai Phule Pune University, Pune & Approved under Section(2) (f) & 12 (B) of UGC Act, 1956

Ref :

Date:



STRIVING TOWARDS EXCELLENCE FOREVER



**Financial Year 2022-23
Internal Audit Report
(B.Pharm)**



Internal Audit Report 2022-23

Income & Expenditure Account 2022-23

(B.Pharm)

Progressive Education Society's
Modern College of Pharmacy (U.G.)
Yamunanagar, Sector No.21, Nigdi

Income And Expenditure Account For The Year Ended 31st March, 2023

Amount For The Year Ended 31st March, 2022	Expenditure	Schedule No.	Amount For The Year Ended 31st March, 2023	Amount For The Year Ended 31st March, 2022	Income	Schedule No.	Amount For The Year Ended 31st March, 2023
-	To Opening Stock		-	45,449,711.00	By Fees Received	7	52,464,019.00
33,338,373.78	To Administrative Expenses	6	33,361,468.27	399,331.56	By Other Receipts	8	205,301.50
2,137,752.50	To Depreciation	2	2,664,710.36	104,453.00	By Interest on SB	9	176,638.00
				127,742.00	By Interest on FD	10	130,964.10
10,605,111.28	To Excess of Income over Expenditure transferred to Balance sheet		16,950,743.97				
46,081,237.56	Total Rs.		52,976,922.60	46,081,237.56	Total Rs.		52,976,922.60

As per Our Report of Even Date

CA Mugdha Kunal Pradhan



Membership No:- 155406

Date : 14 JUL 2023

Place : Pune

UDIN: 23155406BHA2HF9941

For Modern College of Pharmacy

Principal
Modern College of Pharmacy

Date :

Place : Pune

Principal
P. E. S. Modern College of Pharmacy
Sector No.21, Yamunanagar, Nigdi,
Pune - 411 044.





Internal Audit Report 2022-23

Balance Sheet 2022-23

(B.Pharm)

Progressive Education Society's
Modern College of Pharmacy (U.G.)
Yamunanagar, Sector No.21, Nigdi
Pune - 411044

Balance Sheet as on 31st March, 2023

Amount as on 31st March, 2022	Liabilities	Schedule No.	Amount as on 31st March, 2023	Amount as on 31st March, 2022	Assets	Schedule No.	Amount as on 31st March, 2023
-	Development Fund		-	16,169,762.46	Fixed Assets	2	19,473,973.05
55,739,565.35	Advance from P.E. Society		54,408,799.35	66,084,777.25	Current Assets	3	66,732,781.68
14,102,358.51	Current Liabilities	1	6,965,559.71	2,540,010.09	Investments	4	7,070,974.19
14,952,625.89	Profit and Loss Account	5	31,903,369.86				
84,794,549.80	Total Rs.		93,277,728.92	84,794,549.80	Total Rs.		93,277,728.92

As per Our Report of Even Date

CA Mugdha Kunal Pradhan



Membership No:- 155406

Place : Pune

Date : 14 JUL 2023


UDIN: 2315406BHAZHF9941

For Modern College of Pharmacy

Principal
Modern College of Pharmacy

Place : Pune

Date :

Principal
P. E. S. Modern College of Pharmacy
Sector No.21, Yamunanagar, Nigdi,
Pune - 411 044.



Internal Audit Report 2022-23

Fixed Asset – Depreciation

(B.Pharm)

Progressive Education Society's
Modern College of Pharmacy (U.G.)
Yamunanagar, Sector No.21, Nigdi
Pune - 411044

Schedule No. 2 : Fixed Assets

Block of Assets	WDV As On 31st March, 2022	Additions > 180 Days	Additions < 180 Days	Deletion of Assets	Total	Rate	Depreciation	WDV As On 31st March, 2023
Building	8,361,403.80	508,621.00	1,393,518.00	-	10,263,542.81	10.00%	956,678.38	9,306,864.43
Computer and Software	723,607.45	94,990.00	932,200.00	-	1,750,797.46	40.00%	513,878.99	1,236,918.46
Furniture & Fittings	4,197,920.30	201,384.00	-	-	4,399,304.79	10.00%	439,930.48	3,959,373.32
Library Book	102,042.10	193,781.00	268,095.00	-	563,918.16	40.00%	171,948.26	391,969.90
Plant and Machinery:-	1,868,772.42	131,701.00	801,055.00	-	2,801,528.26	15.00%	360,150.11	2,441,378.15
Equipment	758,342.56	308,135.00	347,291.00	-	1,413,768.96	15.00%	186,018.39	1,227,750.56
Solar Equipments	14,040.70	-	-	-	14,040.69	40.00%	5,616.28	8,424.42
Rack	10,810.63	128,000.00	-	-	138,810.62	15.00%	20,821.59	117,989.03
Fan	11,902.50	52,550.00	-	-	64,452.50	15.00%	9,667.88	54,784.63
Intangible Asset under development	120,920.00	82,000.00	525,600.00	-	728,520.00	-	-	728,520.00
Total	16,169,762.46	1,701,162.00	4,267,759.00	-	22,138,684.27		2,664,710.36	19,473,973.05





Criteria 6: Governance, Leadership and Management



Progressive Education Society's
Modern College of Pharmacy (U.G.)
Yamunanagar, Sector No.21, Nigdi
Pune - 411044

Schedule No. 2 : Fixed Assets

Particulars	WDV as on 31st March, 2022	Additions > 180 Days	Additions < 180 Days	Deletion of Assets	Total	Rate	Depreciation	WDV As On 31st March, 2023
Building	8,361,403.81	-	-	-	-	10%	836,140.38	7,525,263.43
Laboratory and Faculty Room	-	508,621.00	1,393,518.00	-	1,902,139.00	10%	120,538.00	1,781,601.00
Sub total	8,361,403.81	508,621.00	1,393,518.00	-	10,263,542.81	10%	956,678.38	9,306,864.43
Computer and Software	-	-	-	-	-	-	-	-
Computer	50,508.46	-	-	-	50,508.46	40%	20,203.39	30,305.08
Computer Software	35,303.64	94,990.00	-	-	131,293.64	40%	52,517.46	78,776.18
Computer System	636,795.36	-	-	-	636,795.36	40%	254,718.14	382,077.22
Senses Intelligent Panel - 75"	-	-	932,200.00	-	932,200.00	40%	186,440.00	745,760.00
Sub total	723,607.46	94,990.00	932,200.00	-	1,750,797.46	40%	513,878.99	1,236,918.46
Furniture & Fittings	-	-	-	-	-	-	-	-
Furniture	3,239,187.06	201,384.00	-	-	3,440,571.06	10%	344,057.11	3,096,513.96
Electric Fitting	958,251.49	-	-	-	958,251.49	10%	95,625.15	860,626.34
Book Case	2,482.24	-	-	-	2,482.24	10%	248.22	2,234.01
Sub total	4,197,920.79	201,384.00	-	-	4,399,304.79	10%	439,930.48	3,959,373.32
Rack	10,810.62	128,000.00	-	-	138,810.62	15%	20,821.59	117,989.03
Library Book	102,042.16	193,781.00	268,095.00	-	563,918.16	40%	171,948.26	391,969.90
Plant and Machinery:-	-	-	-	-	-	-	-	-
Lab Equipment:-	-	-	-	-	-	-	-	-
Lab Equipment	1,662,229.26	131,701.00	781,295.00	-	2,575,225.26	15%	327,686.66	2,247,538.60
Library Equipment	7,309.55	-	-	-	7,309.55	15%	1,096.43	6,213.12
ABC Cylleder	251.39	-	-	-	251.39	15%	37.71	213.68
Lab. Glassware / Lab. Ware	32,344.10	-	-	-	32,344.10	15%	4,851.61	27,492.48
Other Machineries	-	-	-	-	-	-	-	-
Machineries	26,768.83	-	-	-	26,768.83	15%	4,015.33	22,753.51
Photocopying Machine	107,243.23	-	-	-	107,243.23	15%	16,086.48	91,156.75
Sound System	7,212.81	-	-	-	7,212.81	15%	1,081.92	6,130.89
SPPU QIP Equipment	8,188.78	-	-	-	8,188.78	40%	3,275.51	4,913.27
SPPU QIP Sport Equipment	5,851.91	-	-	-	5,851.91	40%	2,340.76	3,511.15





Criteria 6: Governance, Leadership and Management



Sports Material	25,413.07		19,760.00		45,173.07	15%	5,293.96	39,879.11
sub total	1,882,812.96	131,701.00	801,055.00	-	2,815,568.96		365,766.39	2,449,802.56
					-			
Equipment					-			
Office Equipment:-					-			
Air Cooler	7,307.81				7,307.81	15%	1,096.17	6,211.64
Camera	2,103.40	50,500.00			52,603.40	15%	7,890.51	44,712.89
CCTV	228,309.88	88,521.00	9,641.00		326,471.88	15%	48,247.71	278,224.29
Data Projector	7,896.24				7,896.24	15%	1,184.44	6,711.80
Dead Stock	105.91				105.91	15%	15.89	90.02
DLP Projector	92,151.60				92,151.60	15%	13,822.74	78,328.86
Water Tank	30,696.77	18,000.00			48,696.77	15%	7,304.52	41,392.26
Refrigerator	-	30,000.00	21,500.00		51,500.00	15%	6,112.50	45,387.50
Printer-								
H.P.Laser Printer	11,833.86		56,500.00		68,333.86	15%	6,012.58	62,321.28
Sharp AR 5320N	15,215.83				15,215.83	15%	2,282.37	12,933.45
L C D	2,465.32	19,824.00			22,289.32	15%	3,343.40	18,945.92
LED TV 15-16	24,363.86				24,363.86	15%	3,654.58	20,709.28
Micro Oven	3,942.16				3,942.16	15%	591.32	3,350.83
Mobile	1,632.48				1,632.48	15%	244.87	1,387.61
Other Office Equipment	286,885.70	72,850.00	259,650.00		619,385.70	15%	73,434.11	545,951.60
Other Assets	43,432.14	28,440.00			71,872.14	15%	10,780.82	61,091.32
Sub total	758,342.96	308,135.00	347,291.00		1,413,768.96	15%	186,018.52	1,227,750.56
					-			
FAN	11,902.50	52,550.00	-		64,452.50	15%	9,667.88	54,784.63
					-			
					-			
Intangible Asset under development					-			
Patent WIP	120,920.00	82,000.00	525,600.00		728,520.00	-	-	728,520.00
Sub total	120,920.00	82,000.00	525,600.00		728,520.00	-	-	728,520.00
Total	16,169,763.27	1,701,162.00	4,267,759.00		22,138,684.27		2,664,710.49	19,473,973.05





Financial Year 2022-23
Internal Audit Report
(M.Pharm)



Internal Audit Report 2022-23

Income & Expenditure Account 2022-23

(M.Pharm)

Progressive Education Society's
Modern College of Pharmacy (P.G.)
Yamunanagar, Sector No.21, Nigdi
Pune - 411044

Income And Expenditure Account For The Year Ended As On 31st March, 2023

AMOUNT FOR THE YEAR ENDED MARCH 31st 2022	Expenditure	Schedule No.	AMOUNT FOR THE YEAR ENDED MARCH 31st 2023	AMOUNT FOR THE YEAR ENDED MARCH 31st 2022	Income	Schedule No.	AMOUNT FOR THE YEAR ENDED MARCH 31st 2023
18,968,620.60	To Administrative Expenses	6	14,340,982.00	12,560,000.00	By Fees Received	7	15,625,000.00
1,088,615.18	To Depreciation	2	1,226,858.10	197,741.83	By Other Receipts	8&9	134,832.60
				185,238.00	By Interest on Deposits	10	120,850.40
				7,114,256.95	By Excess of Expenses over Income transfer		(312,842.90)
20,057,236.78	Total Rs.		15,567,840.10	20,057,236.78	Total Rs.		15,567,840.10

As per Report of Even Date

CA Mugdha Kunal Pradhan

Membership No:-155406

Place : Pune

Date : 14 JUL 2023

UDIN:

For Modern College of Pharmacy

Principal

Place : Pune

Date :

Principal
P. E. S. Modern College of Pharmacy
Sector No.21, Yamunanagar, Nigdi,
Pune - 411 044.





Internal Audit Report 2022-23

Balance Sheet 2022-23

(M.Pharm)

Progressive Education Society's
Modern College of Pharmacy (P.G.)
Yamunanagar, Sector No.21, Nigdi
Pune - 411044

Balance Sheet as on 31st March, 2023

Amount as on 31st March, 2022	Liabilities	Schedule No.	Amount as on 31st March, 2023	Amount as on 31st March, 2022	Assets	Schedule No.	Amount as on 31st March, 2023
-	Capital Account		-	9,095,893.07	Fixed Assets	2	9,022,255.96
27,645,795.68	Current Liabilities	1	25,447,674.68	10,842,656.84	Current Assets	3	12,156,247.00
22,222,253.90	Loan (Advance Branch Units)		26,824,488.60	2,500,118.95	Investments	4	3,977,122.49
-	Bank Suspense		-	27,429,380.72	Income & Expenditure Account	5	27,116,537.83
49,868,049.58	Total Rs.		52,272,163.28	49,868,049.58	Total Rs.		52,272,163.28

As per Report of Even Date
CA Mugdha Kunal Pradhan



Membership No:-155406

Place : Pune

Date : 14 JUL 2023

UDIN: 23155406BHAZHQ2683

For Modern College of Pharmacy

Principal

Place : Pune

Date :

P. E. S. Modern College of Pharmacy
Sector No.21, Yamunanagar, Nigdi,
Pune - 411 044.





Internal Audit Report 2022-23

Fixed Asset – Depreciation

(M.Pharm)

Progressive Education Society's
Modern College of Pharmacy (P.G.)
Yamunanagar, Sector No.21, Nigdi
Pune - 411044

Schedule No. 2 : Fixed Assets

Particulars	WDV As On 31st March, 2022	Additions > 180 Days	Additions < 180 Days	Deletion of Assets	Total (Rs.)	Rate	Depreciation	WDV As On 31st March, 2023
Building								
Aluminum Window	63,471.10	-	-	-	63,471.10	10%	6,347.11	57,123.99
Building 08-09	3,097,491.12	-	-	-	3,097,491.12	10%	309,749.11	2,787,742.01
Building 13-14	378,517.23	-	-	-	378,517.23	10%	37,851.72	340,665.51
Building 15-16	292,685.18	-	-	-	292,685.18	10%	29,268.52	263,416.66
Total	3,832,164.63	-	-	-	3,832,164.63		383,216.46	3,448,948.17
Computer								
Computer 11-12	139.35	-	-	-	139.35	40%	55.74	83.61
Computer 12-13	84.13	-	-	-	84.13	40%	33.65	50.48
Computer 13-14	97.02	-	-	-	97.02	40%	38.81	58.21
Computer 14-15	302.64	-	-	-	302.64	40%	121.06	181.58
UPS	3,019.03	-	-	-	3,019.03	40%	1,207.61	1,811.42
Total	3,642.16	-	-	-	3,642.16		1,456.87	2,185.30
Computer Software								
Computer Software 13-14	385.64	-	-	-	385.64	40%	154.26	231.38
Total	385.64	-	-	-	385.64		154.26	231.38
Equipments								
Equipments 08-09	174,324.64	-	-	-	174,324.64	15%	26,148.70	148,175.94
Equipments 09-10	143,599.96	-	-	-	143,599.96	15%	21,539.99	122,059.97
Equipments 10-11	419,713.53	-	-	-	419,713.53	15%	62,957.03	356,756.50
Equipments 11-12	27,040.57	-	-	-	27,040.57	15%	4,056.09	22,984.48
Equipments 12-13	196,143.19	-	-	-	196,143.19	15%	29,421.48	166,721.72
Equipments 13-14	139,365.56	-	-	-	139,365.56	15%	20,904.83	118,460.73
Equipments 14-15	18,734.38	-	-	-	18,734.38	15%	2,810.16	15,924.22
Equipments 15-16	49,713.00	-	-	-	49,713.00	15%	7,456.95	42,256.04
Laboratory Equipments	1,721,910.30	222,190.00	790,643.00	-	2,734,743.30	15%	350,913.27	2,383,830.06
Total	2,890,545.13	222,190.00	790,643.00	-	3,903,378.13		526,208.49	3,377,169.66





Criteria 6: Governance, Leadership and Management



Progressive Education Society's
Modern College of Pharmacy (P.G.)
Yamunanagar, Sector No.21, Nigdi
Pune - 411044

Schedule No. 2 : Fixed Assets

Particulars	WDV As On 31st March, 2022	Additions > 180 Days	Additions < 180 Days	Deletion of Assets	Total (Rs.)	Rate	Depreciation	WDV As On 31st March, 2023
Furniture & Fixture								
Furniture & Fixture 08-09	41,841.42	-	-	-	41,841.42	10%	4,184.14	37,657.28
Furniture & Fixture 10-11	200,421.15	-	-	-	200,421.15	10%	20,042.12	180,379.04
Furniture & Fixture 11-12	186,207.07	-	-	-	186,207.07	10%	18,620.71	167,586.36
Furniture & Fixture 12-13	169,122.99	-	-	-	169,122.99	10%	16,912.30	152,210.69
Furniture & Fixture 13-14	542,302.63	-	-	-	542,302.63	10%	54,230.26	488,072.37
Furniture & Fixture 14-15	39,602.98	-	-	-	39,602.98	10%	3,960.30	35,642.68
Furniture & Fixture 15-16	75,925.22	-	-	-	75,925.22	10%	7,592.52	68,332.70
Electrical Fittings	204,471.93	-	-	-	204,471.93	10%	20,447.19	184,024.74
Total	1,459,895.39	-	-	-	1,459,895.39		145,989.54	1,313,905.85
Generator	150,593.87	-	-	-	150,593.87	15%	22,589.08	128,004.79
Total	150,593.87	-	-	-	150,593.87		22,589.08	128,004.79
LAB Instrument	101,954.22		21,565.00		123,519.22	15%	16,910.51	106,608.71
Total	101,954.22	-	21,565.00	-	123,519.22		16,910.51	106,608.71
Library Books								
Library Books 08-09	28.61	-	-	-	28.61	40%	11.45	17.17
Library Books 09-10	21.07	-	-	-	21.07	40%	8.43	12.64
Library Books 10-11	3.66	-	-	-	3.66	40%	1.46	2.19
Library Books 11-12	202.28	-	-	-	202.28	40%	80.91	121.37
Library Books 12-13	149.11	-	-	-	149.11	40%	59.64	89.46
Library Book	61,002.91	-	38,323.00	-	99,325.91	40%	32,065.76	67,260.15
Library Books 13-14	130.72	-	-	-	130.72	40%	52.29	78.43
Library Books 14-15	366.08	-	-	-	366.08	40%	146.43	219.65
Library Books 15-16	123.72	-	-	-	123.72	40%	49.49	74.23
Library Books 16-17	1,467.43	-	-	-	1,467.43	40%	586.97	880.46
Total	63,495.59	-	38,323.00	-	101,818.59		33,062.84	68,755.76
Office Equipments								
Air Conditioner	17,894.80	-	50,500.00	-	68,394.80	15%	6,471.72	61,923.08
Office Equipments	17,392.57	-	-	-	17,392.57	15%	2,608.89	14,783.68
Office Equipments 12-13	43,797.77	-	-	-	43,797.77	15%	6,569.67	37,228.10
Office Equipments 13-14	21,853.49	-	-	-	21,853.49	15%	3,278.02	18,575.47
Refrigerator	9,707.01	30,000.00	-	-	39,707.01	15%	5,955.05	33,751.96
Statue and Painting	66,659.12	-	-	-	66,659.12	15%	9,998.87	56,660.25
Telephone Instrument	5,414.23	-	-	-	5,414.23	15%	812.13	4,602.09
Television	15,771.69	-	-	-	15,771.69	15%	2,365.75	13,405.94
Water Cooler	36,714.39	-	-	-	36,714.39	15%	5,507.16	31,207.23
Smart Board-21-22	358,012.00	-	-	-	358,012.00	15%	53,701.80	304,310.20
Total	593,217.08	30,000.00	50,500.00	-	673,717.08		97,270.06	576,446.39
Grand Total	9,095,893.71	252,190.00	901,031.00	-	10,249,114.71		1,226,858.10	9,022,255.96





Financial Year 2022-23
Internal Audit Report
(Pharm D)



Internal Audit Report 2022-23

Income & Expenditure Account 2022-23

(Pharm D)

Progressive Education Society's
Modern College of Pharmacy (Pharm D)
Yamunanagar, Sector No.21, Nigdi
Pune - 411044

Income And Expenditure Account For The Year Ended As On 31st March, 2023

AMOUNT FOR THE YEAR ENDED MARCH 31st 2022	EXPENDITURE	Schedule No.	AMOUNT FOR THE YEAR ENDED MARCH 31st 2023	AMOUNT FOR THE YEAR ENDED MARCH 31st 2022	Income	Schedule No.	AMOUNT FOR THE YEAR ENDED MARCH 31st 2023
12,110,388.80	To Administrative Expenses	5	12,892,379.20	11,113,900.00	By Fees Received	6	14,666,000.00
250,457.78	To Depreciation	2	1,633,409.59				
-	To Income over Expenditure		345,242.21	42,778.00	By Other Receipts	7	205,031.00
				1,204,168.58	By Expenditure over Income		
12,360,846.58	Total Rs.		14,871,031.00	12,360,846.58	Total Rs.		14,871,031.00

As per Report of Even Date
CA Mugdha Kunal Pradhan

For Modern College of Pharmacy



Membership No:- 155406
Place : Pune
Date : 14 JUL 2023
UDIN: 23155406BHAZHH3810.

Principal

Place : Pune
Date :

[Signature]
Principal
P. E. S. Modern College of Pharmacy
Sector No.21, Yamunanagar, Nigdi,
Pune - 411 044.





Internal Audit Report 2022-23

Balance Sheet 2022-23

(Pharm D)

Progressive Education Society's
Modern College of Pharmacy (Pharm D)
Yamunanagar, Sector No.21, Nigdi
Pune - 411044

Balance Sheet as on 31st March, 2023

Amount as on 31st March, 2022	Liabilities	Schedule No.	Amount as on 31st March, 2023	Amount as on 31st March, 2022	Assets	Schedule No.	Amount as on 31st March, 2023
-	Development Fund		-	2,037,953.61	Fixed Assets	2	5,337,948.02
7,504,851.70	Current Liabilities	1	7,058,438.70	308,665.00	Investments	3	3,223,495.10
3,226,630.01	Income and Expenditure Account	8	3,571,872.22	8,384,863.10	Current Assets	4	2,068,867.80
10,731,481.71	Total Rs.		10,630,310.92	10,731,481.71	Total Rs.		10,630,310.92

As per Report of Even Date

CA Mugdha Kunal Pradhan



Membership No

155406

Place : Pune

Date : 14 JUL 2023


UDIN: 23155406BHAZHH3810

For Modern College of Pharmacy

Principal

Place : Pune

Date :


Principal
P.E.S. Modern College of Pharmacy
Sector No.21, Yamunanagar, Nigdi,
Pune - 411 044.





Internal Audit Report 2022-23

Fixed Asset – Depreciation

(Pharm D)

Progressive Education Society's
Modern College of Pharmacy (Pharm D)
Yamunanagar, Sector No.21, Nigdi
Pune - 411044

Schedule No. 2 : Fixed Assets

Particulars	WDV As On 31st March, 2022	Additions > 180 Days	Additions < 180 Days	Deletion of Assets	Total (Rs.)	Rate	Depreciation	WDV As On 31st March, 2023
Building								
LABORATORY & FACULTY ROOM DEVELOPMENT	1,121,000.00		859,856.00		1,980,856.00	10%	155,092.80	1,825,763.20
	1,121,000.00	-	859,856.00	-	1,980,856.00		155,092.80	1,825,763.20
Furniture & Fixture								
Furniture & Fixture 15-16	477,428.30	-	225,245.00	-	702,673.30	10%	59,005.80	643,667.50
Total	477,428.30	-	225,245.00	-	702,673.30		59,005.80	643,667.50
Equipments								
Sports material and gym	27,289.22		750.00		28,039.22	15%	4,149.63	23,889.59
Freezer	10,693.00				10,693.00	15%	1,603.95	9,089.05
CCTV	18,008.60		54,315.00		72,323.60	15%	6,774.92	65,548.69
LED/LCD	133,307.35		26,000.00		159,307.35	15%	21,946.10	137,361.25
Glassware	61,304.31		492,636.00		553,940.31	15%	46,143.35	507,796.95
H P Laser Printer			15,500.00		15,500.00	15%	1,162.30	14,337.70
Sound System	-	106,000.00	-	-	106,000.00	15%	15,900.00	90,100.00
Total	250,602.49	-	589,201.00	-	839,803.49	0.90	97,680.25	848,123.22
Computer								
Computer	99,192.00	-			99,192.00	40%	39,676.80	59,515.20
Total	99,192.00	-	-	-	99,192.00		39,676.80	59,515.20
Library Books								
Library Books 08-09	89,730.84	-	75,896.00	-	165,626.84	40%	51,071.54	114,555.30
Vehicle								
Starline Bus	-	3,077,206.00	-	-	3,077,206.00	40%	1,230,882.40	1,846,323.60
Total	89,730.84	3,077,206.00	75,896.00	-	3,242,832.84		1,281,953.94	1,960,878.90
TOTAL	2,037,953.63	3,077,206.00	1,750,198.00	-	6,865,357.63		1,633,409.59	5,337,948.02





Financial Year 2021-22
Internal Audit Report
(B.Pharm)



Internal Audit Report 2021-22

Income & Expenditure Account 2021-22

(B.Pharm)

Progressive Education Society's
Modern College of Pharmacy (U.G.)
Yamunanagar, Sector No.21, Nigdi

Income And Expenditure Account For The Year Ended 31st March, 2022

Amount For The Year Ended 31st March, 2021	Expenditure	Schedule No.	Amount For The Year Ended 31st March, 2022	Amount For The Year Ended 31st March, 2021	Income	Schedule No.	Amount For The Year Ended 31st March, 2022
-	To Opening Stock		-	38,143,230.00	By Fees Received	7	45,449,711.00
20,564,657.34	To Administrative Expenses	6	33,338,373.78	279,171.00	By Other Receipts	8	399,331.56
2,225,298.91	To Depreciation	2	2,137,752.50	76,536.00	By Interest on SB	9	104,453.00
				142,815.00	By Interest on FD	10	127,742.00
15,851,795.75	To Excess of Income over Expenditure transferred to Balance sheet		10,605,111.28				-
38,641,752.00	Total Rs.		46,081,237.56	38,641,752.00	Total Rs.		46,081,237.56

As per Our Report of Even Date
For R.R.Pethe & Co
Chartered Accountants
FRN 113183W

R R Pethe
Partner

Membership No:- 035945

Date : 07/09/2022

Place : Pune

VQIN - 22035945ARKMKH9897



For Modern College of Pharmacy

Principal
Principal
Modern College of Pharmacy
Sector No 21, Yamunanagar, Nigdi,
Date : 07/09/2022
Place : Pune





Internal Audit Report 2021-22

Balance Sheet 2021-22

(B.Pharm)

Progressive Education Society's
Modern College of Pharmacy (U.G.)
Yamunanagar, Sector No.21, Nigdi
Pune - 411044

Balance Sheet as on 31st March, 2022

Amount as on 31st March, 2021	Liabilities	Schedule No.	Amount as on 31st March, 2022	Amount as on 31st March, 2021	Assets	Schedule No.	Amount as on 31st March, 2022
-	Development Fund		-	17,027,876.96	Fixed Assets	2	16,169,762.46
58,229,565.35	Advance from P.E. Society		55,739,565.35	51,163,518.03	Current Assets	3	66,084,777.25
8,003,493.07	Current Liabilities	1	14,102,358.51	2,412,268.09	Investments	4	2,540,010.09
15,500.00	Bank Suspense		-				
70,603,674.28	Total Rs.		84,794,549.75	70,603,674.28	Total Rs.		84,794,549.75

As per Our Report of Even Date
For R.R.Pethe & Co
Chartered Accountants
FRN 113183W

R R Pethe
Partner

Membership No:- 035945

Place : Pune

Date : 07/09/2022

UDIN: 22035945ARKMKH3897



For Modern College of Pharmacy

Principal

Modern College of Pharmacy

P. E. S. Modern College of Pharmacy

Sector No. 21, Yamunanagar, Nigdi,

Pune - 411 044.

Date : 07/09/2022





Internal Audit Report 2021-22

Fixed Asset – Depreciation

(B.Pharm)

Progressive Education Society's
Modern College of Pharmacy (U.G.)
Yamunanagar, Sector No.21, Nigdi
Pune - 411044

Schedule No. 2 : Fixed Assets

Block of Assets	WDV As On 31st March, 2021	Additions > 180 Days	Additions < 180 Days	Deletion of Assets	Total	Rate	Depreciation	WDV As On 31st March, 2022
Building	9,290,448.68	-	-	-	9,290,448.68	10.00%	929,044.87	8,361,403.81 ✓
Computer and Software	202,992.44	47,500.00	716,640.00	-	967,132.44	40.00%	243,524.98	723,607.46 ✓
Furniture & Fittings	4,645,948.44	18,408.00	-	-	4,664,356.44	10.00%	466,435.64	4,197,920.79 ✓
Library Book	106,066.26	11,188.00	39,612.00	-	156,866.26	40.00%	54,824.11	102,042.16 ✓
Plant and Machinery:-	1,982,097.98	-	198,907.00	-	2,181,004.98	15.00%	312,232.72	1,868,772.26 ✓
Equipment	682,883.63	29,826.00	164,907.00	-	877,616.63	15.00%	119,274.47	758,342.16 ✓
Solar Equipments	23,401.16	-	-	-	23,401.16	40.00%	9,360.46	14,040.69 ✓
Rack	12,718.38	-	-	-	12,718.38	15.00%	1,907.76	10,810.62 ✓
Fan	-	2,250.00	10,800.00	-	13,050.00	15.00%	1,147.50	11,902.50 ✓
Intangible Asset under development	81,320.00	9,600.00	30,000.00	-	120,920.00	-	-	120,920.00 ✓
Total	17,027,876.96	118,772.00	1,160,866.00	-	18,307,514.96		2,137,752.50	16,169,762.46





Criteria 6: Governance, Leadership and Management



Progressive Education Society's
Modern College of Pharmacy (U.G.)
Yamunanagar, Sector No.21, Nigdi
Pune - 411044

Schedule No. 2 : Fixed Assets

Particulars	WDV as on 31st March, 2021	Additions > 180 Days	Additions < 180 Days	Deletion of Assets	Total	Rate	Depreciation	WDV As On 31st March, 2022
Building	9,290,448.68	-			9,290,448.68	10%	929,044.87	8,361,403.81
Computer and Software								
Computer	36,680.77	47,500.00			84,180.77	40%	33,672.31	50,508.46
Computer Software	32,186.08		21,240.00		53,426.08	40%	17,122.43	36,303.64
Computer System	134,125.60		695,400.00		829,525.60	40%	192,730.24	636,795.36
Sub total	202,992.44	47,500.00	716,640.00		967,132.44	40%	243,524.98	723,607.46
Furniture & Fittings								
Furniture	3,580,688.74	18,408.00			3,599,096.74	10%	359,909.67	3,239,187.06
Electric Fitting	1,062,501.66				1,062,501.66	10%	106,250.17	956,251.49
Book Case	2,758.04				2,758.04	10%	275.80	2,482.24
Sub total	4,645,948.44	18,408.00	-	-	4,664,356.44	10%	466,435.64	4,197,920.79
Rack	12,718.38				12,718.38	15%	1,907.76	10,810.62
Library Book	106,066.26	11,188.00	39,612.00		156,866.26	40%	54,824.11	102,042.16
Plant and Machinery:-								
Lab Equipment:-								
Lab Equipment	1,760,891.80		178,888.00		1,939,779.80	15%	277,550.34	1,662,229.26
Library Equipment	8,599.48				8,599.48	15%	1,289.92	7,309.55
ABC Cylender	295.76				295.76	15%	44.36	251.39
Lab.Glassware / Lab. Ware	38,051.88				38,051.88	15%	5,707.78	32,344.10
Other Machineries								
Machineries	31,492.75				31,492.75	15%	4,723.91	26,768.83
Photocopying Machine	126,168.51				126,168.51	15%	18,925.28	107,243.23
Sound System	8,465.66				8,465.66	15%	1,272.85	7,212.81
SPPJ QIP Equipment	13,647.97				13,647.97	40%	5,459.19	8,188.78
SPPJ QIP Sport Equipment	8,753.19				8,753.19	40%	3,901.27	5,851.91
Sports Material	8,112.35		20,019.00		28,131.35	15%	2,718.28	25,413.07
sub total	2,005,499.14	-	198,907.00	-	2,204,406.14		321,593.19	1,882,812.96





Criteria 6: Governance, Leadership and Management



Equipment								
Office Equipment:-								
Air Cooler	8,597.43				8,597.43	15%	1,289.61	7,307.81
Camera	2,474.59				2,474.59	15%	371.19	2,103.40
CCTV	178,398.62	10,326.00	73,398.00		262,122.62	15%	33,813.54	228,309.08
Data Projector	9,289.69				9,289.69	15%	1,393.45	7,896.24
Dead Stock	124.60				124.60	15%	18.69	105.91
DLP Projector	108,413.65				108,413.65	15%	16,262.05	92,151.60
Water Tank	36,113.85				36,113.85	15%	5,417.08	30,696.77
Printer-								
H.P.Laser Printer	13,922.19				13,922.19	15%	2,088.33	11,833.86
Sharp AR 5320N	17,900.97				17,900.97	15%	2,685.15	15,215.83
LCD	2,900.38				2,900.38	15%	435.06	2,465.32
LED TV 15-16	28,663.36				28,663.36	15%	4,299.50	24,363.86
Micro Oven	4,637.83				4,637.83	15%	695.67	3,942.16
Mobile	1,920.57				1,920.57	15%	288.08	1,632.48
Other Office Equipment	218,429.27	19,500.00	91,509.00		329,438.27	15%	42,552.57	286,885.70
Other Assets	51,096.63				51,096.63	15%	7,664.49	43,432.14
Sub total	682,883.63	29,826.00	164,907.00		877,616.63	15%	119,274.47	758,342.16
FAN		2,250.00	10,800.00		13,050.00	15%	1,947.50	11,902.50
Intangible Asset under development								
Patent WIP	81,320.00	9,600.00	30,000.00		120,920.00	-	-	120,920.00
Sub total	81,320.00	9,600.00	30,000.00		120,920.00	-	-	120,920.00
Total	19,084,568.87	20,788.00	204,519.00		19,309,875.87		2,136,605.00	17,173,270.87





Financial Year 2021-22
Internal Audit Report
(M.Pharm)



Internal Audit Report 2021-22

Income & Expenditure Account 2021-22

(M.Pharm)

Progressive Education Society's
Modern College of Pharmacy (P.G.)
Yamunanagar, Sector No.21, Nigdi
Pune - 411044

Income And Expenditure Account For The Year Ended As On 31st March, 2022

AMOUNT FOR THE YEAR ENDED MARCH 31st 2021	Expenditure	Schedule No.	AMOUNT FOR THE YEAR ENDED MARCH 31st 2022	AMOUNT FOR THE YEAR ENDED MARCH 31st 2021	Income	Schedule No.	AMOUNT FOR THE YEAR ENDED MARCH 31st 2022
38,316,356.58	To Administrative Expenses	6	18,968,620.60	12,100,000.00	By Fees Received	7	12,560,000.00
1,015,838.47	To Depreciation	2	1,088,616.18	30,741.00	By Other Receipts	8&9	197,741.83
(27,011,797.80)	To Excess of Income over Expenditure transfer		-	189,656.25	By Interest on Deposits	10	185,238.00
				-	By Excess of Expenses over Income transfer		7,114,256.95
12,320,397.25	Total Rs.		20,057,236.78	12,320,397.25	Total Rs.		20,057,236.78

As per Report of Even Date
For R.R.Pethe & Co
Chartered Accountants
FRN 113183W

R R Pethe
Partner

Membership No:- 035945

Place : Pune

Date : 07/09/2022

UDIN: 22035945ARK0XT9802



For Modern College of Pharmacy

Principal

Place : Pune

Date: 07/09/2022
Principal
Modern College of Pharmacy
Sector No. 21, Yamunanagar, Nigdi,
Pune - 411 044.





Internal Audit Report 2021-22

Balance Sheet 2021-22

(M.Pharm)

Progressive Education Society's
Modern College of Pharmacy (P.G.)
Yamunanagar, Sector No.21, Nigdi
Pune - 411044

Balance Sheet as on 31st March, 2022

Amount as on 31st March, 2021	Liabilities	Schedule No.	Amount as on 31st March, 2022	Amount as on 31st March, 2021	Assets	Schedule No.	Amount as on 31st March, 2022
-	Capital Account		-	7,808,123.31	Fixed Assets	2	9,095,896.12
26,756,548.68	Current Liabilities	1	27,645,795.68	13,409,711.21	Current Assets	3	10,842,656.84
16,876,767.50	Loan (Advance Branch Units)		22,222,253.90	2,053,665.95	Investments	4	2,500,118.95
3,305.00	Bank Suspense			20,365,126.36	Income & Expenditure Account	5	27,429,382.42
43,636,626.83	Total Rs.		49,868,049.58	43,636,626.83	Total Rs.		49,868,049.58

As per Report of Even Date
For R. R. Pethe & Co
Chartered Accountants
FRN 113183W

R R Pethe
Partner
Membership No:- 035945
Place : Pune
Date : 07/09/2022
UDIN: 22035945ARKOXT9802



For Modern College of Pharmacy

Principal
Place : Pune
Date : 07/09/2022
P.E.S. Modern College of Pharmacy
Sector No. 21, Yamunanagar, Nigdi,
Pune - 411 044.





Internal Audit Report 2021-22

Fixed Asset – Depreciation

(M.Pharm)

Progressive Education Society's
Modern College of Pharmacy (P.G.)
Yamunanagar, Sector No.21, Nigdi
Pune - 411044

Schedule No. 2 : Fixed Assets

Particulars	WDV As On 31st March, 2021	Additions > 180 Days	Additions < 180 Days	Deletion of Assets	Total (Rs.)	Rate	Depreciation	WDV As On 31st March, 2022
Building								
Aluminum Window	70,523.44	-	-	-	70,523.44	10%	7,052.34	63,471.10
Building 08-09	3,441,656.80	-	-	-	3,441,656.80	10%	344,165.68	3,097,491.12
Building 13-14	420,574.70	-	-	-	420,574.70	10%	42,057.47	378,517.23
Building 15-16	325,205.76	-	-	-	325,205.76	10%	32,520.58	292,685.18
Total	4,257,960.70	-	-	-	4,257,960.70		425,796.07	3,832,164.63
Computer								
Computer 11-12	232.25	-	-	-	232.25	40%	92.90	139.35
Computer 12-13	140.21	-	-	-	140.21	40%	56.09	84.13
Computer 13-14	161.69	-	-	-	161.69	40%	64.68	97.02
Computer 14-15	504.40	-	-	-	504.40	40%	201.76	302.64
UPS	5,031.71	-	-	-	5,031.71	40%	2,012.69	3,019.03
Total	6,070.27	-	-	-	6,070.27		2,428.11	3,642.94
Computer Software								
Computer Software 13-14	642.73	-	-	-	642.73	40%	257.09	385.64
Total	642.73	-	-	-	642.73		257.09	385.64
Equipments								
Equipments 08-09	205,087.81	-	-	-	205,087.81	15%	30,763.17	174,324.64
Equipments 09-10	168,941.13	-	-	-	168,941.13	15%	25,341.17	143,599.96
Equipments 10-11	493,780.62	-	-	-	493,780.62	15%	74,067.09	419,713.53
Equipments 11-12	31,812.43	-	-	-	31,812.43	15%	4,771.86	27,040.57
Equipments 12-13	230,756.70	-	-	-	230,756.70	15%	34,613.50	196,143.19
Equipments 13-14	163,959.48	-	-	-	163,959.48	15%	24,593.92	139,365.56
Equipments 14-15	22,040.45	-	-	-	22,040.45	15%	3,306.07	18,734.38
Equipments 15-16	58,485.89	-	-	-	58,485.89	15%	8,772.88	49,713.00
Labrotory Equipments	22,619.69	-	1,840,739.00	-	1,863,358.69	15%	141,448.38	1,721,910.30
Total	1,397,484.21	-	1,840,739.00	-	3,238,223.21		347,678.06	2,890,545.16





Criteria 6: Governance, Leadership and Management



Progressive Education Society's
Modern College of Pharmacy (P.G.)
Yamunanagar, Sector No.21, Nigdi
Pune - 411044

Schedule No. 2 : Fixed Assets

Particulars	WDV As On 31st March, 2021	Additions > 180 Days	Additions < 180 Days	Deletion of Assets	Total (Rs.)	Rate	Depreciation	WDV As On 31st March, 2022
Furniture & Fixture								
Furniture & Fixture 08-09	46,490.46	-	-	-	46,490.46	10%	4,649.05	41,841.42
Furniture & Fixture 10-11	222,690.17	-	-	-	222,690.17	10%	22,269.02	200,421.15
Furniture & Fixture 11-12	206,896.74	-	-	-	206,896.74	10%	20,689.67	186,207.07
Furniture & Fixture 12-13	187,914.44	-	-	-	187,914.44	10%	18,791.44	169,122.99
Furniture & Fixture 13-14	602,558.48	-	-	-	602,558.48	10%	60,255.85	542,302.63
Furniture & Fixture 14-15	44,003.31	-	-	-	44,003.31	10%	4,400.33	39,602.98
Furniture & Fixture 15-16	84,361.36	-	-	-	84,361.36	10%	8,436.14	75,925.22
Electrical Fittings	227,191.03	-	-	-	227,191.03	10%	22,719.10	204,471.93
Total	1,622,105.99	-	-	-	1,622,105.99		162,210.60	1,459,895.39
Generator	177,169.26	-	-	-	177,169.26	15%	26,575.39	150,593.87
Total	177,169.26	-	-	-	177,169.26		26,575.39	150,593.87
LAB Instrument	31,296.32	-	81,462.00	-	112,758.32	15%	10,804.10	101,954.22
Total	31,296.32	-	81,462.00	-	112,758.32		10,804.10	101,953.42
Library Books								
Library Books 08-09	47.69	-	-	-	47.69	40%	19.08	28.61
Library Books 09-10	35.12	-	-	-	35.12	40%	14.05	21.07
Library Books 10-11	6.10	-	-	-	6.10	40%	2.44	3.66
Library Books 11-12	337.14	-	-	-	337.14	40%	134.86	202.28
Library Books 12-13	249.51	-	-	-	249.51	40%	99.80	149.71
Library Book	34,523.52	67,148.00	-	-	101,671.52	40%	40,668.61	61,002.91
Library Books 13-14	219.36	-	-	-	219.36	40%	87.74	131.62
Library Books 14-15	610.63	-	-	-	610.63	40%	244.25	366.38
Library Books 15-16	206.70	-	-	-	206.70	40%	82.68	124.02
Library Books 16-17	2,446.20	-	-	-	2,446.20	40%	978.48	1,467.72
Total	39,681.96	67,148.00	-	-	105,829.96		42,331.99	63,497.99
Office Equipments								
Air Conditioner	21,052.71	-	-	-	21,052.71	15%	3,157.91	17,894.80
Office Equipments	20,461.85	-	-	-	20,461.85	15%	3,069.28	17,392.57
Office Equipments 12-13	51,526.79	-	-	-	51,526.79	15%	7,729.02	43,797.77
Office Equipments 13-14	25,709.99	-	-	-	25,709.99	15%	3,856.50	21,853.49
Refrigerator	11,420.01	-	-	-	11,420.01	15%	1,713.00	9,707.01
Statue and Painting	78,422.50	-	-	-	78,422.50	15%	11,763.37	66,659.12
Telephone Instrument	6,369.68	-	-	-	6,369.68	15%	955.45	5,414.23
Television	18,554.93	-	-	-	18,554.93	15%	2,783.24	15,771.69
Water Cooler	43,193.40	-	-	-	43,193.40	15%	6,479.01	36,714.39
Smart Board-21-22	-	-	387,040.00	-	387,040.00	15%	29,028.00	358,012.00
Total	276,711.86	-	387,040.00	-	663,751.86		70,534.78	593,217.08
Grand Total	7,808,123.29	67,148.00	2,309,241.00	-	10,184,512.29		1,088,616.18	9,095,896.12





Financial Year 2021-22
Internal Audit Report
(Pharm D)



Internal Audit Report 2021-22

Income & Expenditure Account 2021-22

(Pharm D)

Progressive Education Society's
Modern College of Pharmacy (Pharm D)
Yamunanagar, Sector No.21, Nigdi
Pune - 411044

Income And Expenditure Account For The Year Ended As On 31st March, 2022

AMOUNT FOR THE YEAR ENDED MARCH 31st 2021	EXPENDITURE	Schedule No.	AMOUNT FOR THE YEAR ENDED MARCH 31st 2022	AMOUNT FOR THE YEAR ENDED MARCH 31st 2021	Income	Schedule No.	AMOUNT FOR THE YEAR ENDED MARCH 31st 2022
2,431,954.00	To Administrative Expenses	4	12,110,388.80	6,819,483.00	By Fees Received	5	11,113,900.00
125,360.45	To Depreciation	2	250,457.78				
1,946,477.55	To Income over Expenditure			11,292.00	By Other Receipts	6	42,778.00
				-	By Expenditure over Income		1,204,168.58
4,503,792.00	Total Rs.		12,360,846.58	6,830,775.00	Total Rs.		12,360,846.58

As per Report of Even Date
For R.R.Pethe & Co
Chartered Accountants
FRN 113183W

R R Pethe
Partner
Membership No:- 035945
Place : Pune
Date : 07/09/2022
UDIN: 22035945ARKQGE5974

For Modern College of Pharmacy

Principal
Principal
P.E.S. Modern College of Pharmacy
Place : Pune
Sector No. 21, Yamunanagar, Nigdi,
Pune - 411 044.
Date : 07/09/2022





Internal Audit Report 2021-22

Balance Sheet 2021-22

(Pharm D)

Progressive Education Society's
Modern College of Pharmacy (Pharm D)
Yamunanagar, Sector No.21, Nigdi
Pune - 411044

Balance Sheet as on 31st March, 2022

Amount as on 31st March, 2021	Liabilities	Schedule No.	Amount as on 31st March, 2022	Amount as on 31st March, 2021	Assets	Schedule No.	Amount as on 31st March, 2022
-	Development Fund		-	420,087.39	Fixed Assets	2	2,037,953.61
450,854.00	Current Liabilities	1	7,504,851.70	-	Investments	3	308,665.00
4,430,798.59	Income and Expenditure Account	7	3,226,630.01	4,461,565.20	Current Assets	4	8,384,863.10
4,881,652.59	Total Rs.		10,731,481.71	4,881,652.59	Total Rs.		10,731,481.71

As per Report of Even Date
For R. R. Pethe & Co
Chartered Accountants
FRN 113183W

R R Pethe
Partner

Membership No:- 035945

Place : Pune

Date : 07/09/2022

UDIN: 22035945ARKQGE5974

For Modern College of Pharmacy

Principal

P. E. S. Modern College of Pharmacy
Place : Pune
Sector No. 21, Yamunanagar, Nigdi,
Pune - 411 044.





Internal Audit Report 2021-22

Fixed Asset – Depreciation

(Pharm D)

Progressive Education Society's
Modern College of Pharmacy (Pharm D)
Yamunanagar, Sector No.21, Nigdi
Pune - 411044

Schedule No. 2 : Fixed Assets

Particulars	WDV As On 31st March, 2021	Additions > 180 Days	Additions < 180 Days	Deletion of Assets	Total (Rs.)	Rate	Depreciation	WDV As On 31st March, 2022
Building								
LABORATORY & FACULTY ROOM DEVELOPMENT	-		1,180,000.00		1,180,000.00	10%	59,000.00	1,121,000.00
	-	-	1,180,000.00	-	1,180,000.00		59,000.00	1,121,000.00
Furniture & Fixture								
Furniture & Fixture 15-16	140,741.55	-	369,222.00	-	509,963.55	10%	32,535.26	477,428.30
Total	140,741.55	-	369,222.00	-	509,963.55		32,535.26	477,428.30
Equipments								
Sports material and gym	32,104.95				32,104.95	15%	4,815.74	27,289.21
Freezer	12,580.00				12,580.00	15%	1,887.00	10,693.00
CCTV	21,186.59				21,186.59	15%	3,177.99	18,008.60
LED/LCD	18,082.18		127,500.00		145,582.18	15%	12,274.83	133,307.35
Glassware	72,122.72				72,122.72	15%	10,818.41	61,304.31
Total	156,076.44	-	127,500.00	-	283,576.44		32,973.97	250,602.47
Computer								
Computer	26,820.00	138,500.00			165,320.00	40%	66,128.00	99,192.00
Total	26,820.00	138,500.00	-	-	165,320.00		66,128.00	99,192.00
Library Books								
Library Books 08-09	96,449.40	53,102.00	-	-	149,551.40	40%	59,820.56	89,730.84
Total	96,449.40	53,102.00	-	-	149,551.40		59,820.56	89,730.84
TOTAL	420,087.39	191,602.00	1,676,722.00	-	2,288,411.39		250,457.78	2,037,953.61





Financial Year 2020-21
Internal Audit Report
(B. Pharm)



Internal Audit Report 2020-21

Balance Sheet 2020-21

(B.Pharm)

Progressive Education Society's
Modern College of Pharmacy (U.G.)
Yamunanagar, Sector No.21, Nigdi
Pune - 411044

Balance Sheet as on 31st March, 2021

Amount as on 31st March, 2020	Liabilities	Schedule No.	Amount as on 31st March, 2021	Amount as on 31st March, 2020	Assets	Schedule No.	Amount as on 31st March, 2021
-	Development Fund		-	1,90,84,568.87	Fixed Assets	2	1,70,27,876.96
5,92,78,014.35	Advance from P.E. Society		5,82,29,565.35	3,11,24,823.75	Current Assets	3	5,11,63,518.03
40,17,224.25	Current Liabilities	1	80,03,493.07	22,74,166.09	Investments	4	24,12,268.09
6,85,000.00	Bank Suspense		15,500.00				
	Income & Expenditure Account		43,55,115.86	1,14,96,679.89	Income & Expenditure Account	5	
6,39,80,238.60	Total Rs.		7,06,03,674.28	6,39,80,238.60	Total Rs.		7,06,03,674.28

As per Our Report of Even Date
For R.R.Pethe & Co
Chartered Accountants

R R Pethe
Partner
Membership No:- 035945
Place : Pune
Date : 23/11/2021
UDIN: 21035945AAAAGD3417



For Modern College of Pharmacy

Principal
Modern College of Pharmacy
P.E.S. Modern College of Pharmacy
Sector No.21, Yamunanagar, Nigdi,
Pune - 411 044
Place : Pune
Date : 23/11/2021

Principal



Internal Audit Report 2020-21

Income & Expenditure Account 2020-21

(B.Pharm)

Progressive Education Society's
Modern College of Pharmacy (U.G.)
Yamunanagar, Sector No.21, Nigdi

Income And Expenditure Account For The Year Ended 31st March, 2021

Amount For The Year Ended 31st March, 2020	Expenditure	Schedule No.	Amount For The Year Ended 31st March, 2021	Amount For The Year Ended 31st March, 2020	Income	Schedule No.	Amount For The Year Ended 31st March, 2021
-	To Opening Stock		-	2,45,28,370.00	By Fees Received	7	3,81,43,230.00
2,42,14,128.60	To Administrative Expenses	6	2,05,64,657.34	2,50,708.00	By Other Receipts	8	2,79,171.00
27,18,516.24	To Depreciation	2	22,25,298.91	58,264.81	By Interest on SB	9	76,536.00
				1,70,794.00	By Interest on FD	10	1,42,815.00
	To Excess of Income over Expenditure transferred to Balance sheet		1,58,51,795.75	19,24,508.03	By Excess of Expenditure over Income transferred to Balance sheet		
2,69,32,644.84	Total Rs.		3,86,41,752.00	2,69,32,644.84	Total Rs.		3,86,41,752.00

As per Our Report of Even Date
For R.R.Pethe & Co
Chartered Accountants

R R Pethe
Partner
Membership No:- 035945
Date : 23/11/2021
Place : Pune
UDIN: 21035945AAAGD3417



For Modern College of Pharmacy

Principal
Modern College of Pharmacy
P. E. S. Modern College of Pharmacy
Date : 23/11/2021
Place : Pune
Sector No.21, Yamunanagar, Nigdi,
Pune - 411 044.



Internal Audit Report 2020-21

Fixed Asset – Depreciation

(B.Pharm)

Progressive Education Society's
Modern College of Pharmacy (U.G.)
Yamunanagar, Sector No.21, Nigdi
Pune - 411044

Schedule No. 2 : Fixed Assets

Block of Assets	WDV As On 31st March, 2020	Additions > 180 Days	Additions < 180 Days	Deletion of Assets	Total	Rate	Depreciation	WDV As On 31st March, 2021
Building	1,03,22,720.75	-	-	-	1,03,22,720.75	10.00%	10,32,272.08	92,90,448.68
Computer and Software	3,38,320.73	-	-	-	3,38,320.73	40.00%	1,35,328.29	2,02,992.44
Furniture & Fittings	51,62,164.93	-	-	-	51,62,164.93	10.00%	5,16,216.49	46,45,948.44
Library Book	1,07,010.44	22,000.00	35,825.00	-	1,64,835.44	40.00%	58,769.18	1,06,066.26
Plant and Machinery:-	23,31,879.98	-	-	-	23,31,879.98	15.00%	3,49,782.00	19,82,097.98
Equipment	7,36,507.31	-	61,452.00	-	7,97,969.31	15.00%	1,15,085.68	6,40,804.05
Solar Equipments	39,001.93	-	-	-	39,001.93	40.00%	15,600.77	23,401.16
Rack	14,962.80	-	-	-	14,962.80	15.00%	2,244.42	12,718.38
Intangible Asset under development	32,000.00	49,320.00	-	-	81,320.00	-	-	81,320.00
Total	1,90,84,568.87	71,320.00	97,287.00	-	1,92,53,175.87		22,25,298.91	1,70,27,876.96





Financial Year 2020-21
Internal Audit Report
(M. Pharm)



Internal Audit Report 2020-21

Balance Sheet 2020-21

(M.Pharm)

Progressive Education Society's
Modern College of Pharmacy (P.G.)
Yamunanagar, Sector No.21, Nigdi
Pune - 411044

Balance Sheet as on 31st March, 2021

Amount as on 31st March, 2020	Liabilities	Schedule No.	Amount as on 31st March, 2021	Amount as on 31st March, 2020	Assets	Schedule No.	Amount as on 31st March, 2021
-	Capital Account		-	88,23,960.89	Fixed Assets	2	78,08,123.31
2,38,78,277.68	Current Liabilities	1	2,67,56,548.68	68,45,590.00	Current Assets	3	1,34,09,711.21
1,51,35,935.50	Loan (Advance Branch Units)		1,68,76,767.50	16,31,631.70	Investments	4	20,53,665.95
	Bank Suspense		3,305.00	2,17,13,036.36	Income & Expenditure Account	5	2,03,65,126.36
3,90,14,213.18	Total Rs.		4,36,36,626.83	3,90,14,218.95	Total Rs.		4,36,36,626.83

As per Report of Even Date
For R. R. Pethe & Co
Chartered Accountants

R R Pethe
Partner
Membership No:- 035945
Place : Pune
Date : 23/11/2021
UDIN: 21035945AAAAGE2836



For Modern College of Pharmacy

Principal

Place: Pune
Date: 23/11/2021
P. E. S. Modern College of Pharmacy
Sector No. 21, Yamunanagar, Nigdi,
Pune - 411 044.



Internal Audit Report 2020-21

Income & Expenditure Account 2020-21

(M.Pharm)

Progressive Education Society's
Modern College of Pharmacy (P.G.)
Yamunanagar, Sector No.21, Nigdi
Pune - 411044

Income And Expenditure Account For The Year Ended As On 31st March, 2021

AMOUNT FOR THE YEAR ENDED MARCH 31st 2020	Expenditure	Schedule No.	AMOUNT FOR THE YEAR ENDED MARCH 31st 2021	AMOUNT FOR THE YEAR ENDED MARCH 31st 2020	Income	Schedule No.	AMOUNT FOR THE YEAR ENDED MARCH 31st 2021
1,07,71,960.46	To Administrative Expenses	6	99,56,648.79	1,22,90,000.00	By Fees Received	7	1,21,00,000.00
11,56,177.48	To Depreciation	2	10,15,838.47	1,00,200.00	By Other Receipts	8&9	30,741.00
6,19,761.76	To Excess of Income over Expenditure transfer		13,47,909.99	1,57,699.70	By Interest on Deposits	10	1,89,656.25
1,25,47,899.70	Total Rs.		1,23,20,397.25	1,25,47,899.70	Total Rs.		1,23,20,397.25

As per Report of Even Date
For R.R.Pethe & Co
Chartered Accountants

R R Pethe
Partner
Membership No:- 035945
Place : Pune
Date : 23/11/2021
UDIN: 21035945AAAAAGE2836



For Modern College of Pharmacy

Principal
P. E. S. Modern College of Pharmacy
Sector No. 21, Yamunanagar, Nigdi,
Pune
Date : 23/11/2021



Internal Audit Report 2020-21

Fixed Asset – Depreciation

(M.Pharm)

Schedule No. 2 : Fixed Assets

Particulars	WDV As On 31st March, 2020	Additions > 180 Days	Additions < 180 Days	Deletion of Assets	Total (Rs.)	Rate	Depreciation	WDV As On 31st March, 2021
Building								
Aluminum Window	78,359.38	-	-	-	78,359.38	10%	7,835.94	70,523.44
Building 08-09	38,24,063.11	-	-	-	38,24,063.11	10%	3,82,406.31	34,41,656.80
Building 13-14	4,67,305.22	-	-	-	4,67,305.22	10%	46,730.52	4,20,574.70
Building 15-16	3,61,339.73	-	-	-	3,61,339.73	10%	36,133.97	3,25,205.76
Total	47,31,067.44	-	-	-	47,31,067.44		4,73,106.74	42,57,960.70
Computer								
Computer 11-12	387.08	-	-	-	387.08	40%	154.83	232.25
Computer 12-13	233.69	-	-	-	233.69	40%	93.48	140.21
Computer 13-14	269.49	-	-	-	269.49	40%	107.80	161.69
Computer 14-15	840.67	-	-	-	840.67	40%	336.27	504.40
UPS	8,386.19	-	-	-	8,386.19	40%	3,354.48	5,031.71
Total	10,117.12	-	-	-	10,117.12		4,046.85	6,071.05
Computer Software								
Computer Software 13-14	1,071.22	-	-	-	1,071.22	40%	428.49	642.73
Total	1,071.22	-	-	-	1,071.22		428.49	642.73
Equipments								
Equipments 08-09	2,41,279.78	-	-	-	2,41,279.78	15%	36,191.97	2,05,087.81
Equipments 09-10	1,98,754.27	-	-	-	1,98,754.27	15%	29,813.14	1,68,941.13
Equipments 10-11	5,80,918.38	-	-	-	5,80,918.38	15%	87,137.76	4,93,780.62
Equipments 11-12	37,426.39	-	-	-	37,426.39	15%	5,613.96	31,812.43
Equipments 12-13	2,71,478.47	-	-	-	2,71,478.47	15%	40,721.77	2,30,756.70
Equipments 13-14	1,92,893.51	-	-	-	1,92,893.51	15%	28,934.03	1,63,959.48
Equipments 14-15	25,929.94	-	-	-	25,929.94	15%	3,889.49	22,040.45
Equipments 15-16	68,806.94	-	-	-	68,806.94	15%	10,321.04	58,485.89
Labrotory Equipments	26,611.41	-	-	-	26,611.41	15%	3,991.71	22,619.69
Total	16,44,099.09	-	-	-	16,44,099.09		2,46,614.86	13,97,484.24





Financial Year 2020-21
Internal Audit Report
(Pharm D)



Internal Audit Report 2020-21

Balance Sheet 2020-21

(Pharm D)

Progressive Education Society's
Modern College of Pharmacy (Pharm D)
Yamunanagar, Sector No.21, Nigdi
Pune - 411044

Balance Sheet as on 31st March, 2021

Amount as on 31st March, 2020	Liabilities	Schedule No.	Amount as on 31st March, 2021	Amount as on 31st March, 2020	Assets	Schedule No.	Amount as on 31st March, 2021
-	Development Fund		-	5,45,447.84	Fixed Assets	3	4,20,087.39
6,05,015.00	Current Liabilities	1	4,50,854.00	25,43,888.20	Current Assets	2	44,61,565.20
24,84,321.04	Income and Expenditure Account	7	44,30,798.59				
30,89,336.04	Total Rs.		48,81,652.59	30,89,336.04	Total Rs.		48,81,652.59

As per Report of Even Date
For R. R. Pethe & Co
Chartered Accountants

R R Pethe
Partner
Membership No:- 035945
Place : Pune
Date : 23/11/2021
UDIN: 21035945AAAAGF5710



For Modern College of Pharmacy

Principal

Principal
P. E. S. Modern College of Pharmacy
Sector No. 21, Yamunanagar, Nigdi,
Pune - 411 044.
Date: 23/11/2021



Internal Audit Report 2020-21

Income & Expenditure Account 2020-21

(Pharm D)

Progressive Education Society's
Modern-College of Pharmacy (Pharm D)
Yamunanagar, Sector No.21, Nigdi
Pune - 411044

Income And Expenditure Account For The Year Ended As On 31st March, 2021

AMOUNT FOR THE YEAR ENDED MARCH 31st 2020	EXPENDITURE	Schedule No.	AMOUNT FOR THE YEAR ENDED MARCH 31st 2021	AMOUNT FOR THE YEAR ENDED MARCH 31st 2020	Income	Schedule No.	AMOUNT FOR THE YEAR ENDED MARCH 31st 2021
44,66,126.00	To Administrative Expenses	4	24,31,954.00	60,20,800.00	By Fees Received	5	44,92,500.00
1,72,708.00	To Depreciation	3	1,25,360.45				
14,08,244.00	To Income over Expenditure		19,46,477.55	26,278.94	By Other Receipts	6	11,292.00
60,47,078.00	Total Rs.		45,03,792.00	60,47,078.94	Total Rs.		45,03,792.00

As per Report of Even Date
For R.R.Pethe & Co
Chartered Accountants

R R Pethe
Partner
Membership No:- 035945
Place : Pune
Date : 23/11/2021
UDIN: 21035945AAAAGF5710



For Modern College of Pharmacy

Principal
P. E. S. Modern College of Pharmacy
Place : Pune
Sector No. 21, Yamunanagar, Nigdi,
Date : 23/11/2021
Pune - 411044.



Internal Audit Report 2020-21

Fixed Asset – Depreciation

(Pharm D)

Progressive Education Society's
Modern College of Pharmacy (Pharm D)
Yamunanagar, Sector No.21, Nigdi
Pune - 411044

Schedule No. 3 : Fixed Assets

Particulars	WDV As On 31st March, 2020	Additions > 180 Days	Additions < 180 Days	Deletion of Assets	Total (Rs.)	Rate	Depreciation	WDV As On 31st March, 2021
Furniture & Fixture								
Furniture & Fixture 15-16	1,56,379.50	-	-	-	1,56,379.50	10%	15,637.95	1,40,741.55
Total	1,56,379.50	-	-	-	1,56,379.50		15,637.95	1,40,741.55
Equipments								
Sports material and gym	37,770.53				37,770.53	15%	5,665.58	32,104.95
Freezer	14,800.00				14,800.00	15%	2,220.00	12,580.00
CCTV	24,925.40				24,925.40	15%	3,738.81	21,186.59
LED/LCD	21,273.15				21,273.15	15%	3,190.97	18,082.18
Glassware	84,850.26				84,850.26	15%	12,727.54	72,122.72
Total	1,83,619.34	-	-	-	1,83,619.34		27,542.90	1,56,076.44
Computer								
Computer	44,700.00				44,700.00	40%	17,880.00	26,820.00
Total		-	-	-	44,700.00		17,880.00	26,820.00
Library Books								
Library Books 08-09	1,60,749.00				1,60,749.00	40%	64,299.60	96,449.40
Total	1,60,749.00	-	-	-	1,60,749.00		64,299.60	96,449.40
TOTAL	5,45,447.84	-	-	-	5,45,447.84		1,25,360.45	4,20,087.39





Financial Year 2019-20
Internal Audit Report
(B. Pharm)



Internal Audit Report 2019-20

Balance Sheet 2019-20

(B. Pharm)

Progressive Education Society's
Modern College of Pharmacy (U.G.)
Yamunanagar, Sector No.21, Nigdi
Pune - 411044

Balance Sheet as on 31st March, 2020

Amount as on 31st March, 2019	Liabilities	Schedule No.	Amount as on 31st March, 2020	Amount as on 31st March, 2019	Assets	Schedule No.	Amount as on 31st March, 2020
-	Development Fund		-	2,13,10,937.97	Fixed Assets	2	1,90,84,568.92
6,02,36,845.35	Advance from P.E. Society		5,92,78,014.35	2,64,99,860.14	Current Assets	3	3,11,27,181.75
44,21,915.40	Current Liabilities	1	46,88,164.25	26,23,331.82	Investments	4	22,74,166.09
				1,42,24,630.84	Income & Expenditure Account	5	1,14,80,261.88
6,46,58,760.75	Total Rs.		6,39,66,178.64	6,46,58,760.77	Total Rs.		6,39,66,178.64

As per Our Report of Even Date
For R.R.Pethe & Co
Chartered Accountants

R R Pethe
Partner

Membership No:- 035945

Place : Pune

Date : 29/10/2020

UDIN - 20035945AAAAA4340



For Modern College of Pharmacy

Principal
Modern College of Pharmacy

Place : Pune

Date : 29/10/2020

P. E. S. Yamunanagar, Sector No.21, Nigdi,

Pune - 411 044.



Internal Audit Report 2019-20

Income & Expenditure Account 2019-20

(B. Pharm)

Progressive Education Society's
Modern College of Pharmacy (U.G.)
Yamunanagar, Sector No.21, Nigdi

Income And Expenditure Account For The Year Ended 31st March, 2020

Amount For The Year Ended 31st March, 2019	Expenditure	Schedule No.	Amount For The Year Ended 31st March, 2020	Amount For The Year Ended 31st March, 2019	Income	Schedule No.	Amount For The Year Ended 31st March, 2020
-	To Opening Stock		-	2,45,28,370.00	By Fees Received	7	2,94,96,292.00
2,42,14,128.60	To Administrative Expenses	6	2,44,70,269.42	2,50,708.00	By Other Receipts	8	1,12,123.36
27,18,516.24	To Depreciation	2	26,40,324.07	58,264.81	By Interest on SB	9	1,09,230.00
				1,70,794.00	By Interest on FD	10	1,37,317.09
	To Excess of Income over Expenditure transferred to Balance sheet		27,44,368.96	19,24,508.03	By Excess of Expenditure over Income transferred to Balance sheet		-
2,69,32,644.84	Total Rs.		2,98,54,962.45	2,69,32,644.84	Total Rs.		2,98,54,962.45

As per Our Report of Even Date
For R.R.Pethe & Co
Chartered Accountants

R R Pethe
Partner

Membership No:- 035945

Date: 29/10/2020

Place: Pune

UDIN - 20035945AAAAA4340



For Modern College of Pharmacy

Principal

Modern College of Pharmacy

P. R. S. Modern College of Pharmacy

Date: 29/10/2020

Place: Pune

Pune - 411 044.



Internal Audit Report 2019-20

Fixed Asset – Depreciation

(B. Pharm)

Progressive Education Society's
Modern College of Pharmacy (U.G.)
Yamunanagar, Sector No.21, Nigdi
Pune - 411044

Schedule No. 2 : Fixed Assets

Block of Assets	WDV as on 31st March, 2019	Additions > 180 Days	Additions < 180 Days	Deletion of Assets	Total	Rate	Depreciation	WDV As On 31st March, 2020
Building	1,14,69,689.72	-	-	-	1,14,69,689.72	10%	11,46,968.97	1,03,22,720.75
Computer and Software	58,067.88	5,05,800.00	-	-	5,63,867.88	40%	2,25,547.15	3,38,320.73
Furniture & Fittings	57,35,738.79	-	-	-	57,35,738.79	10%	5,73,573.88	51,62,164.90
Library Book	1,38,234.07	26,750.00	10,025.00	-	1,75,009.07	40%	67,998.63	1,07,010.44
Plant and Machinery:-	28,02,728.31	-	5,204.00	-	28,07,932.31	15%	4,37,050.36	23,70,881.95
Equipment	8,66,479.20	-	-	-	8,66,479.20	15%	1,29,971.88	7,36,507.32
Solar Equipments	2,08,000.00	-	-	1,50,000.00	58,000.00	40%	58,000.00	-
Rack	-	-	16,176.00	-	16,176.00	15%	1,213.20	14,962.80
Intangible Asset under development	32,000.00	-	-	-	32,000.00	0%	-	32,000.00
Total	2,13,10,937.97	5,32,550.00	31,405.00	1,50,000.00	2,17,24,892.97		26,40,324.07	1,90,84,568.92





Criteria 6: Governance, Leadership and Management



*Progressive Education Society's
Modern College of Pharmacy (U.G.)
Yamunanagar, Sector No.21, Nigdi
Pune - 411044*

Schedule No. 2 : Fixed Assets

Particulars	WDV as on 31st March, 2019	Additions > 180 Days	Additions < 180 Days	Deletion of Assets	Total	Rate	Depreciation	WDV As On 31st March, 2020
Building	1,14,69,689.72	-	-	-	1,14,69,689.72	10%	11,46,968.97	1,03,22,720.75
Computer and Software								
Computer	27,391.04	74,500.00	-	-	1,01,891.04	40%	40,756.42	61,134.62
Computer Software	29,405.73	60,000.00	-	-	89,405.73	40%	35,762.29	53,643.44
Computer System	1,271.11	3,71,300.00	-	-	3,72,571.11	40%	1,49,028.44	2,23,542.67
Sub total	58,067.88	5,05,800.00	-	-	5,63,867.88	40%	2,25,547.15	3,38,320.73
Furniture & Fittings								
Furniture	44,20,603.38	-	-	-	44,20,603.38	10%	4,42,060.34	39,78,543.04
Electric Fitting	13,11,730.44	-	-	-	13,11,730.44	10%	1,31,173.04	11,80,557.40
Book Case	3,404.97	-	-	-	3,404.97	10%	340.50	3,064.46
Sub total	57,35,738.79	-	-	-	57,35,738.79	10%	5,73,573.88	51,62,164.90
Rack			16,176.00		16,176.00	15%	1,213.20	14,962.80
Library Book	1,38,234.07	26,750.00	10,025.00	-	1,75,009.07	40%	67,998.63	1,07,010.44
Plant and Machinery:-								
Lab Equipment:-								
Lab Equipment	24,31,557.08	-	5,204.00	-	24,36,761.08	15%	3,65,123.86	20,71,637.22
Library Equipment	11,902.40	-	-	-	11,902.40	15%	1,785.36	10,117.04
ABC Cylleder	409.35	-	-	-	409.35	15%	61.40	347.95
Lab.Glassware / Lab. Ware	52,666.97	-	-	-	52,666.97	15%	7,900.05	44,766.92
Other Machineries								
Machineries	43,588.58	-	-	-	43,588.58	15%	6,538.29	37,050.29
Photocopying Machine	1,74,627.69	-	-	-	1,74,627.69	15%	26,194.15	1,48,433.54
Sound System	11,744.86	-	-	-	11,744.86	15%	1,761.73	9,983.13
SPPU QIP Equipment	37,911.03	-	-	-	37,911.03	40%	15,164.41	22,746.62
SPPU QIP Sport Equipment	27,092.18	-	-	-	27,092.18	40%	10,836.87	16,255.31
Sports Material	11,228.17	-	-	-	11,228.17	15%	1,684.23	9,543.94
Sub total	28,02,728.31	-	5,204.00	-	28,07,932.31	15%	4,37,050.36	23,70,881.95



Criteria 6: Governance, Leadership and Management



Schedule No. 2 : Fixed Assets (Continue)

Particulars	WDV as on 31st March, 2019	Additions > 180 Days	Additions < 180 Days	Deletion of Assets	Total	Rate	Depreciation	WDV As On 31st March, 2020
Equipment								
Office Equipment:-								
Air Cooler	11,899.55	-	-	-	11,899.55	15%	1,784.93	10,114.62
Camera	3,425.04	-	-	-	3,425.04	15%	513.76	2,911.28
CCTV	2,18,214.61	-	-	-	2,18,214.61	15%	32,732.19	1,85,482.42
Data Projector	12,857.71	-	-	-	12,857.71	15%	1,928.66	10,929.05
Dead Stock	172.45	-	-	-	172.45	15%	25.87	146.58
DLP Projector	1,50,053.50	-	-	-	1,50,053.50	15%	22,508.03	1,27,545.48
Printer-								
H.P.Laser Printer	19,269.47	-	-	-	19,269.47	15%	2,890.42	16,379.05
Sharp AR 5320N	24,776.44	-	-	-	24,776.44	15%	3,716.47	21,059.97
L C D	4,014.37	-	-	-	4,014.37	15%	602.16	3,412.21
LED TV 15-16	39,672.48	-	-	-	39,672.48	15%	5,950.87	33,721.61
Micro Oven	6,419.13	-	-	-	6,419.13	15%	962.87	5,456.26
Mobile	2,658.22	-	-	-	2,658.22	15%	398.73	2,259.49
Other Office Equipment	3,02,324.25	-	-	-	3,02,324.25	15%	45,348.64	2,56,975.61
Other Assets	70,721.98	-	-	-	70,721.98	15%	10,608.30	60,113.68
Sub total	8,66,479.20	-	-	-	8,66,479.20	15%	1,29,971.88	7,36,507.32
SPPU- QJP- Solar Equipments	2,08,000.00	-	-	1,50,000.00	58,000.00	40%	58,000.00	-
Intangible Asset under development								
Patent WIP	32,000.00	-	-	-	32,000.00	-	-	32,000.00
Sub total	32,000.00	-	-	-	32,000.00	-	-	32,000.00
Total	2,13,10,937.97	5,32,550.00	31,405.00	1,50,000.00	2,17,24,892.97		26,40,324.07	1,90,84,568.92





Financial Year 2019-20
Internal Audit Report
(M. Pharm)



Internal Audit Report 2019-20

Balance Sheet 2019-20

(M. Pharm)

Progressive Education Society's
Modern College of Pharmacy (P.G.)
Yamunanagar, Sector No.21, Nigdi
Pune - 411044

Balance Sheet as on 31st March, 2020

Amount as on 31st March, 2019	Liabilities	Schedule No.	Amount as on 31st March, 2020	Amount as on 31st March, 2019	Assets	Schedule No.	Amount as on 31st March, 2020
-	Capital Account	1	18,659.00	98,51,982.38	Fixed Assets	2	88,23,960.89
3,93,73,805.68	Current Liabilities		2,39,77,277.68	58,14,520.96	Current Assets	3	69,49,390.00
	Loan (Advance Branch Units)		1,51,35,935.50	13,74,505.00	Investments	4	16,31,630.70
				2,23,32,797.36	Income & Expenditure Account	5	2,17,26,894.60
3,93,73,805.68	Total Rs.		3,91,31,876.19	3,93,73,805.70	Total Rs.		3,91,31,876.19

As per Report of Even Date
For R. R. Pethe & Co
Chartered Accountants

R R Pethe
Partner

Membership No:- 035945

Place : Pune

Date : 29/10/2020

UDIN - 20035945AAADB4361

For Modern College of Pharmacy

Principal

Principal

P. E. Modern College of Pharmacy

Place : Pune

Date : 29/10/2020

Pune - 411044





Internal Audit Report 2019-20

Income & Expenditure Account 2019-20

(M. Pharm)

Progressive Education Society's
Modern College of Pharmacy (P.G.)
Yamunanagar, Sector No.21, Nigdi
Pune - 411044

Income And Expenditure Account For The Year Ended As On 31st March, 2020

AMOUNT FOR THE YEAR ENDED MARCH 31st 2019	Expenditure	Schedule No.	AMOUNT FOR THE YEAR ENDED MARCH 31st 2020	AMOUNT FOR THE YEAR ENDED MARCH 31st 2019	Income	Schedule No.	AMOUNT FOR THE YEAR ENDED MARCH 31st 2020
1,27,52,866.19	To Administrative Expenses	6	1,07,67,160.46	1,00,00,000.00	By Fees Received	7	1,22,71,341.00
12,75,935.11	To Depreciation	2	11,56,177.48	7,21,122.00	By Other Receipts	8&9	1,00,200.00
				2,40,595.20	By Interest on Deposits	10	1,57,699.70
	To Excess of Income over Expenditure transfer to Balance Sheet		6,05,902.76	30,67,084.10	By Excess of Expenditure over Income transfer to Balance Sheet		-
1,40,28,801.30	Total Rs.		1,25,29,240.70	1,40,28,801.30	Total Rs.		1,25,29,240.70

As per Report of Even Date
For R.R.Pethe & Co
Chartered Accountants

R R Pethe
Partner
Membership No:- 035945
Place : Pune
Date : 29/10/2020

UDIN - 20035945AAAA DB4361

For Modern College of Pharmacy

Principal
Principal
P. E. S. Modern College of Pharmacy
Yamunanagar, Sector No.21, Nigdi
Pune - 411044
Date : 29/10/2020



Internal Audit Report 2019-20

Fixed Asset – Depreciation

(M. Pharm)

Modern College of Pharmacy (P.G.)
Yamunanagar, Sector No.21, Nigdi
Pune - 411044

Schedule No. 2 : Fixed Assets

Particulars	WDV As On 31st March, 2019	Additions > 180 Days	Additions < 180 Days	Deletion of Assets	Total (Rs.)	Rate	Depreciation	WDV As On 31st March, 2020
Building								
Aluminum Window	87,065.98	-	-	-	87,065.98	10%	8,706.60	78,359.38
Building 08-09	42,48,959.01	-	-	-	42,48,959.01	10%	4,24,895.90	38,24,063.11
Building 13-14	5,19,228.02	-	-	-	5,19,228.02	10%	51,922.80	4,67,305.22
Building 15-16	4,01,488.59	-	-	-	4,01,488.59	10%	40,148.86	3,61,339.73
Total	52,56,741.60	-	-	-	52,56,741.60		5,25,674.16	47,31,067.44
Computer								
Computer 11-12	645.14	-	-	-	645.14	40%	258.06	387.08
Computer 12-13	389.49	-	-	-	389.49	40%	155.80	233.69
Computer 13-14	449.15	-	-	-	449.15	40%	179.66	269.49
Computer 14-15	1,401.12	-	-	-	1,401.12	40%	560.45	840.67
UPS	13,976.99	-	-	-	13,976.99	40%	5,590.80	8,386.19
Total	16,861.89	-	-	-	16,861.89		6,744.76	10,117.91
Computer Software								
Computer Software 13-14	1,785.37	-	-	-	1,785.37	40%	714.15	1,071.22
Total	1,785.37	-	-	-	1,785.37		714.15	1,071.22
Equipments								
Equipments 08-09	2,83,858.57	-	-	-	2,83,858.57	15%	42,578.79	2,41,279.78
Equipments 09-10	2,33,828.55	-	-	-	2,33,828.55	15%	35,074.28	1,98,754.27
Equipments 10-11	6,83,433.39	-	-	-	6,83,433.39	15%	1,02,515.01	5,80,918.38
Equipments 11-12	44,031.05	-	-	-	44,031.05	15%	6,604.66	37,426.39
Equipments 12-13	3,19,386.43	-	-	-	3,19,386.43	15%	47,907.96	2,71,478.47
Equipments 13-14	2,26,933.54	-	-	-	2,26,933.54	15%	34,040.03	1,92,893.51
Equipments 14-15	30,504.74	-	-	-	30,504.74	15%	4,575.71	25,929.03
Equipments 15-16	80,949.35	-	-	-	80,949.35	15%	12,142.40	68,806.94
Labrotory Equipments	31,307.55	-	-	-	31,307.55	15%	4,696.13	26,611.41
Total	19,34,233.17	-	-	-	19,34,233.17		2,90,134.98	16,44,098.20





Criteria 6: Governance, Leadership and Management



Progressive Education Society
Modern College of Pharmacy (P.G.)
Yamunanagar, Sector No.21, Nigdi
Pune - 411044

Schedule No. 2 : Fixed Assets

Particulars	WDV As On 31st March, 2019	Additions > 180 Days	Additions < 180 Days	Deletion of Assets	Total (Rs.)	Rate	Depreciation	WDV As On 31st March, 2020
Furniture & Fixture								
Furniture & Fixture 08-09	57,395.63	-	-	-	57,395.63	10%	5,739.56	51,656.07
Furniture & Fixture 10-11	2,74,926.13	-	-	-	2,74,926.13	10%	27,492.61	2,47,433.52
Furniture & Fixture 11-12	2,55,428.08	-	-	-	2,55,428.08	10%	25,542.81	2,29,885.27
Furniture & Fixture 12-13	2,31,993.13	-	-	-	2,31,993.13	10%	23,199.31	2,08,793.82
Furniture & Fixture 13-14	7,43,899.36	-	-	-	7,43,899.36	10%	74,389.94	6,69,509.42
Furniture & Fixture 14-15	54,325.08	-	-	-	54,325.08	10%	5,432.51	48,892.57
Furniture & Fixture 15-16	1,04,149.82	-	-	-	1,04,149.82	10%	10,414.98	93,734.84
Electrical Fittings	2,80,482.75	-	-	-	2,80,482.75	10%	28,048.28	2,52,434.48
Total	20,02,599.98	-	-	-	20,02,599.98		2,00,260.00	18,02,339.98
Generator	2,45,216.96	-	-	-	2,45,216.96	15%	36,782.54	2,08,434.42
Total	2,45,216.96	-	-	-	2,45,216.96		36,782.54	2,08,434.42
LAB Instrument			46,024.00		46,024.00	40%	9,204.80	36,819.20
Total	-	-	46,024.00	-	46,024.00		9,204.80	36,818.40
Library Books								
Library Books 08-09	132.46	-	-	-	132.46	40%	52.98	79.48
Library Books 09-10	97.56	-	-	-	97.56	40%	39.02	58.54
Library Books 10-11	16.93	-	-	-	16.93	40%	6.77	10.16
Library Books 11-12	936.50	-	-	-	936.50	40%	374.60	561.90
Library Books 12-13	693.09	-	-	-	693.09	40%	277.24	415.85
Library Book		40,832.00	41,300.00	-	82,132.00	40%	24,592.80	57,539.20
Library Books 13-14	609.34	-	-	-	609.34	40%	243.74	365.60
Library Books 14-15	1,696.18	-	-	-	1,696.18	40%	678.47	1,017.71
Library Books 15-16	574.16	-	-	-	574.16	40%	229.66	344.50
Library Books 16-17	6,795.00	-	-	-	6,795.00	40%	2,718.00	4,077.00
Total	11,551.22	40,832.00	41,300.00	-	93,683.22		29,213.29	64,469.94
Office Equipments								
Air Conditioner	29,138.69	-	-	-	29,138.69	15%	4,370.80	24,767.89
Office Equipments	28,320.89	-	-	-	28,320.89	15%	4,248.13	24,072.76
Office Equipments 12-13	71,317.35	-	-	-	71,317.35	15%	10,697.60	60,619.75
Office Equipments 13-14	35,584.76	-	-	-	35,584.76	15%	5,337.71	30,247.05
Refrigerator	15,806.25	-	-	-	15,806.25	15%	2,370.94	13,435.31
Statue and Painting	1,08,543.25	-	-	-	1,08,543.25	15%	16,281.49	92,261.76
Telephone Instrument	8,816.17	-	-	-	8,816.17	15%	1,322.43	7,493.74
Television	25,681.57	-	-	-	25,681.57	15%	3,852.24	21,829.33
Water Cooler	59,783.26	-	-	-	59,783.26	15%	8,967.49	50,815.77
Total	3,82,992.19	-	-	-	3,82,992.19		57,448.81	3,25,543.37
Grand Total	98,51,982.38	40,832.00	87,324.00	-	99,80,138.38		11,56,177.48	88,23,960.89





Financial Year 2019-20
Internal Audit Report
(Pharm D)



Internal Audit Report 2019-20

Balance Sheet 2019-20

(Pharm D)

Progressive Education Society's
Modern College of Pharmacy (Pharm D)
Yamunanagar, Sector No.21, Nigdi
Pune - 411044

Balance Sheet as on 31st March, 2020

Amount as on 31st March, 2019	Liabilities	Schedule No.	Amount as on 31st March, 2020	Amount as on 31st March, 2019	Assets	Schedule No.	Amount as on 31st March, 2020
-	Development Fund		-	2,26,555.00	Fixed Assets	3	5,45,447.84
7,72,229.80	Current Liabilities	1	6,05,015.00	16,21,751.00	Current Assets	2	25,43,888.20
10,76,076.20	Income and Expenditure Account	7	24,84,321.04				-
18,48,306.00	Total Rs.		30,89,336.04	18,48,306.00	Total Rs.		30,89,336.04

As per Report of Even Date
For R. R. Pethe & Co
Chartered Accountants

R R Pethe
Partner
Membership No:- 035945
Place : Pune
Date : 29/10/2020

UDIN - 20035945AAADE9705

For Modern College of Pharmacy

Principal
Principal
P. E. S. Modern College of Pharmacy
Yamunanagar, Sector No. 21, Nigdi,
Pune - 411 044.
Date: 29/10/2020





Internal Audit Report 2019-20

Income & Expenditure Account 2019-20

(Pharm D)

Progressive Education Society's
Modern College of Pharmacy (Pharm D)
Yamunanagar, Sector No.21, Nigdi
Pune - 411044

Income And Expenditure Account For The Year Ended As On 31st March, 2019

AMOUNT FOR THE YEAR ENDED MARCH 31st 2019	EXPENDITURE	Schedule No.	AMOUNT FOR THE YEAR ENDED MARCH 31st 2020	AMOUNT FOR THE YEAR ENDED MARCH 31st 2019	Income	Schedule No.	AMOUNT FOR THE YEAR ENDED MARCH 31st 2020
18,99,342.80	To Administrative Expenses	4	44,66,126.10	30,04,500.00	By Fees Received	5	60,20,800.00
44,345.00	To Depreciation	3	1,72,708.00				
10,76,076.20	To Income over Expenditure		14,08,244.84	15,264.00	By Other Receipts	6	26,278.94
30,19,764.00	Total Rs.		60,47,078.94	30,19,764.00	Total Rs.		60,47,078.94

As per Report of Even Date
For R.R.Pethe & Co
Chartered Accountants

R R Pethe
Partner

Membership No:- 035945
Place : Pune

Date : 29/10/2020

UDIN - 20035945AAAADE9705

For Modern College of Pharmacy

Principal

Principal

P. E. S. Modern College of Pharmacy
Yamunanagar
Date : 29/10/2020
Pune - 411 044.



Internal Audit Report 2019-20


Fixed Asset – Depreciation

(Pharm D)

Progressive Education Society's
Modern College of Pharmacy (Pharm D)
Yamunanagar, Sector No.21, Nigdi
Pune - 411044

Schedule No. 3 : Fixed Assets

Particulars	WDV As On 31st March, 2019	Additions > 180 Days	Additions < 180 Days	Deletion of Assets	Total (Rs.)	Rate	Depreciation	WDV As On 31st March, 2018
Furniture & Fixture								
Furniture & Fixture 15-16	1,73,755.00	-	-	-	1,73,755.00	10%	17,375.50	1,56,379.50
Total	1,73,755.00	-	-	-	1,73,755.00		17,375.50	1,56,379.50
Equipments								
Sports material and gym			40,833.00		40,833.00	15%	3,062.48	37,770.53
Freezer			16,000.00		16,000.00	15%	1,200.00	14,800.00
CCTV		29,324.00		-	29,324.00	15%	4,398.60	24,925.40
LED/LCD			22,998.00		22,998.00	15%	1,724.85	21,273.15
Glassware		13,576.84	79,254.00		92,830.84	15%	7,980.58	84,850.26
Total	-	42,900.84	1,59,085.00	-	2,01,985.84		18,366.50	1,83,619.34
computer								
computer		74,500.00			74,500.00	40%	29,800.00	44,700.00
Total		74,500.00	-	-	74,500.00		29,800.00	44,700.00
Library Books								
Library Books 08-09	52,800.00	2,15,115.00	-	-	2,67,915.00	40%	1,07,166.00	1,60,749.00
Total	52,800.00	2,15,115.00	-	-	2,67,915.00		1,07,166.00	1,60,749.00
TOTAL	2,26,555.00	3,32,515.84	1,59,085.00	-	7,18,155.84		1,72,708.00	5,45,447.84





Financial Year 2018-19
Internal Audit Report
(B. Pharm)



Internal Audit Report 2018-19

Income & Expenditure Account 2018-19

(B. Pharm)

Progressive Education Society's
Modern College of Pharmacy (U.G.)
Yamunanagar, Sector No.21, Nigdi

Income And Expenditure Account For The Year Ended As On 31st March, 2019

Amount as on 31st March, 2018	Expenditure	Schedule No.	Amount as on 31st March, 2019	Amount as on 31st March, 2018	Income	Schedule No.	Amount as on 31st March, 2019
-	To Opening Stock		-	2,35,78,616.00	By Fees Received	7	2,45,28,370.00
2,29,10,165.42	To Administrative Expenses	6	2,42,14,128.60	3,05,560.00	By Other Receipts	8	2,50,708.00
30,36,080.86	To Depreciation	2	27,18,516.24	46,086.00	By Interest on SB	9	58,264.81
				4,05,994.30	By Interest on FD	10	1,70,794.00
				16,09,989.98	By Excess of Expenditure over Income transferred to Balance Sheet		19,24,508.03
2,59,46,246.28	Total Rs.		2,69,32,644.84	2,59,46,246.28	Total Rs.		2,69,32,644.84

As per Our Report of Even Date
For R.R.Pethe & Co
Chartered Accountants

R R Pethe
Partner

Membership No:- 035945

Date : 26/7/19

Place : Pune

UDIN : 19035945 AAAABH 3312



For Modern College of Pharmacy

Principal

Modern College of Pharmacy

P. E. S. Modern College of Pharmacy

Yamunanagar, Sector No.21, Nigdi,

Place : Pune - 411 044.





Internal Audit Report 2018-19

Balance Sheet 2018-19

(B. Pharm)

Progressive Education Society's
Modern College of Pharmacy (U.G.)
Yamunanagar, Sector No.21, Nigdi
Pune - 411044

Balance Sheet as on 31st March, 2019

Amount as on 31st March, 2018	Liabilities	Schedule No.	Amount as on 31st March, 2019	Amount as on 31st March, 2018	Assets	Schedule No.	Amount as on 31st March, 2019
-	Development Fund		-	2,39,25,635.19	Fixed Assets	2	2,13,10,937.95
5,93,79,359.35	Advance from P.E. Society		6,02,36,845.35	2,70,47,447.79	Current Assets	3	2,64,99,860.14
59,21,229.00	Current Liabilities	1	44,21,915.40	20,27,382.56	Investments	4	26,23,331.82
				1,23,00,122.81	Income & Expenditure Account	5	1,42,24,630.84
6,53,00,588.35	Total Rs.		6,46,58,760.75	6,53,00,588.35	Total Rs.		6,46,58,760.75

As per Our Report of Even Date
For R.R.Pethe & Co
Chartered Accountants

R R Pethe
Partner

Membership No:- 035945

Place : Pune

Date : 26/07/2019

VDIN: 19035946 AAAA8H 3312



For Modern College of Pharmacy

Principal
Modern College of Pharmacy
P. E. S. Modern College of Pharmacy
Yamunanagar, Sector No.21, Nigdi,
Place : Pune
Date : Pune - 411 044.





Internal Audit Report 2018-19

Fixed Asset – Depreciation

(B. Pharm 2018-19)

Progressive Education Society's
Modern College of Pharmacy (U.G.)
Yamunanagar, Sector No.21, Nigdi
Pune - 411044

Schedule No. 2 : Fixed Assets

Block of Assets	WDV as on 31st March, 2018	Additions > 180 Days	Additions < 180 Days	Deletion of Assets	Total	Rate	Depreciation	WDV As On 31st March, 2019
Building	1,27,44,099.69	-	-	-	1,27,44,099.69	10%	12,74,409.97	1,14,69,689.72
Computer and Software	96,779.79	-	-	-	96,779.79	40%	38,711.92	58,067.87
Furniture & Fittings	62,67,707.11	-	99,792.00	-	63,67,499.11	10%	6,31,760.31	57,35,738.79
Library Book	1,27,917.79	36,707.00	49,324.00	-	2,13,948.79	40%	75,714.72	1,38,234.07
Plant and Machinery:-	32,97,327.35	-	-	-	32,97,327.36	15%	4,94,599.11	28,02,728.25
Equipment	9,99,803.43	-	17,996.00	-	10,17,799.43	15%	1,51,320.21	8,66,479.21
Solar Equipments	3,60,000.00	-	-	1,00,000.00	2,60,000.00	40%	52,000.00	2,08,000.00
Intangible Asset under development	32,000.00	-	-	-	32,000.00	0%	-	32,000.00
Total	2,39,25,635.16	36,707.00	1,67,112.00	1,00,000.00	2,40,29,454.17		27,18,516.24	2,13,10,937.95






Criteria 6: Governance, Leadership and Management



Progressive Education Society's
Modern College of Pharmacy (U.G.)
Yamunanagar, Sector No.21, Nigdi
Pune - 411044

Schedule No. 2 : Fixed Assets

Particulars	WDV as on 31st March, 2018	Additions > 180 Days	Additions < 180 Days	Deletion of Assets	Total	Rate	Depreciation	WDV As On 31st March, 2019
Building	1,27,44,099.69	-	-	-	1,27,44,099.69	10%	12,74,409.97	1,14,69,689.72
Computer and Software								
Computer	45,651.73	-	-	-	45,651.73	40%	18,260.69	27,391.04
Computer Software	49,009.55	-	-	-	49,009.55	40%	19,603.82	29,405.73
Computer System	2,118.51	-	-	-	2,118.51	40%	847.40	1,271.11
Sub total	96,779.79	-	-	-	96,779.79	40%	38,711.92	58,067.87
Furniture & Fittings								
Furniture	48,06,445.53	-	99,792.00	-	49,06,237.53	10%	4,85,634.15	44,20,603.38
Electric Fitting	14,57,478.27	-	-	-	14,57,478.27	10%	1,45,747.83	13,11,730.44
Book Case	3,783.31	-	-	-	3,783.31	10%	378.33	3,404.97
Sub total	62,67,707.11	-	99,792.00	-	63,67,499.11	10%	6,31,760.31	57,35,738.79
Library Book	1,27,917.79	36,707.00	49,324.00	-	2,13,948.79	40%	75,714.72	1,38,234.07
Plant and Machinery:-								
Lab Equipment:-								
Lab Equipment	28,60,655.34	-	-	-	28,60,655.34	15%	4,29,098.30	24,31,557.03
Library Equipment	14,002.82	-	-	-	14,002.82	15%	2,100.42	11,902.40
ABC Cylleder	481.59	-	-	-	481.59	15%	72.24	409.35
Lab. Glassware / Lab. Ware	61,961.14	-	-	-	61,961.14	15%	9,294.17	52,666.97
Other Machineries								
Machineries	51,280.68	-	-	-	51,280.68	15%	7,692.10	43,588.58
Photocopying Machine	2,05,444.34	-	-	-	2,05,444.34	15%	30,816.65	1,74,627.69
Sound System	13,817.48	-	-	-	13,817.48	15%	2,072.62	11,744.86
SPPU QIP Equipment	44,601.21	-	-	-	44,601.21	15%	6,690.18	37,911.03
SPPU QIP Sport Equipment	31,873.15	-	-	-	31,873.15	15%	4,780.97	27,092.18
Sports Material	13,209.61	-	-	-	13,209.61	15%	1,981.44	11,228.17
Sub total	32,97,327.35	-	-	-	32,97,327.36	15%	4,94,599.11	28,02,728.25





Criteria 6: Governance, Leadership and Management



Equipment								
Office Equipment:-								
Air Cooler	13,999.48	-	-	-	13,999.48	15%	2,099.92	11,899.55
Camera	4,029.46	-	-	-	4,029.46	15%	604.42	3,425.04
CCTV	2,37,139.19	-	17,996.00	-	2,55,135.19	15%	36,920.58	2,18,214.61
Data Projector	15,126.72	-	-	-	15,126.72	15%	2,269.01	12,857.71
Dead Stock	202.88	-	-	-	202.88	15%	30.43	172.45
DLP Projector	1,76,533.54	-	-	-	1,76,533.54	15%	26,480.03	1,50,053.50
Printer-								
H.P.Laser Printer	22,669.97	-	-	-	22,669.97	15%	3,400.50	19,269.47
Sharp AR 5320N	29,148.76	-	-	-	29,148.76	15%	4,372.31	24,776.44
L C D	4,722.79	-	-	-	4,722.79	15%	708.42	4,014.37
LED TV 15-16	46,673.50	-	-	-	46,673.50	15%	7,001.03	39,672.48
Micro Oven	7,551.92	-	-	-	7,551.92	15%	1,132.79	6,419.13
Mobile	3,127.32	-	-	-	3,127.32	15%	469.10	2,658.22
Other Office Equipment	3,55,675.58	-	-	-	3,55,675.58	15%	53,351.34	3,02,324.25
Other Assets	83,202.33	-	-	-	83,202.33	15%	12,480.35	70,721.98
Sub total	9,99,803.43	-	17,996.00	-	10,17,799.43	15%	1,51,320.21	8,66,479.21
SPPU- QIP- Solar Equipments	3,60,000.00	-	-	1,00,000.00	2,60,000.00	40%	52,000.00	2,08,000.00
Intangible Asset under development								
Patent WIP	32,000.00	-	-	-	32,000.00	-	-	32,000.00
Sub total	32,000.00	-	-	-	32,000.00	-	-	32,000.00
Total	2,39,25,635.16	36,707.00	1,67,112.00	1,00,000.00	2,40,29,454.17		27,18,516.24	2,13,10,937.95





**Financial Year 2018-19
Internal Audit Report
(Pharm D)**



Internal Audit Report 2018-19

Income & Expenditure Account 2018-19


(Pharm D)

Progressive Education Society's
Modern College of Pharmacy (Pharm D)
Yamunanagar, Sector No.21, Nigdi
Pune - 411044

Income And Expenditure Account For The Year Ended As On 31st March, 2019

Amount as on 31st March, 2018	Expenditure	Schedule No.	Amount as on 31st March, 2019	Amount as on 31st March, 2018	Income	Schedule No.	Amount as on 31st March, 2019
-	To Administrative Expenses	4	18,99,342.80	-	By Fees Received	5	30,04,500.00
	To Depreciation	3	44,345.00				
-	To Income over Expenditure		10,76,076.20	-	By Other Receipts	6	15,264.00
-	Total Rs.		30,19,764.00	-	Total Rs.		30,19,764.00

As per Report of Even Date
For R.R.Pethe & Co
Chartered Accountants



R R Pethe
Partner
Membership No:- 035945
Place : Pune
Date : 26/7/2019
UDIN: 19035945 AAAABK 2676



For Modern College of Pharmacy

Principal

P. E. S. Modern College of Pharmacy
Yamunanagar, Sector No.21, Nigdi,
Pune - 411 044.
Date :



Internal Audit Report 2018-19

Balance Sheet 2018-19


(Pharm D)

Progressive Education Society's
Modern College of Pharmacy (Pharm D)
Yamunanagar, Sector No.21, Nigdi
Pune - 411044

Balance Sheet as on 31st March, 2019

Amount as on 31st March, 2018	Liabilities	Schedule No.	Amount as on 31st March, 2019	Amount as on 31st March, 2018	Assets	Schedule No.	Amount as on 31st March, 2019
-	Development Fund		-	-	Fixed Assets	3	2,26,555.00
-	Current Liabilities	1	7,72,229.80	-	Current Assets	2	16,21,751.00
-	Income and Expenditure account	7	10,76,076.20	-			
-	Total Rs.		18,48,306.00	-	Total Rs.		18,48,306.00

As per Report of Even Date
For R. R. Pethe & Co
Chartered Accountants



R R Pethe
Partner
Membership No:- 035945
Place : Pune
Date : 26/07/19

VDIN : 19035045AAAA-BK2676



For Modern College of Pharmacy

Principal
Principal

P. E. S. Modern College of Pharmacy
Place: Pune, Sector No.21, Nigdi,
Date : Pune - 411 044.



Financial Year 2018-19
Internal Audit Report
(M. Pharm)



Internal Audit Report 2018-19

Balance Sheet 2018-19

(M. Pharm)

Progressive Education Society's
Modern College of Pharmacy (P.G.)
Yamunanagar, Sector No.21, Nigdi
Pune - 411044

Balance Sheet as on 31st March, 2019

Amount as on 31st March, 2018	Liabilities	Schedule No.	Amount as on 31st March, 2019	Amount as on 31st March, 2018	Assets	Schedule No.	Amount as on 31st March, 2019
-	Development Fund		-	1,10,94,071.46	Fixed Assets	2	98,51,982.36
3,89,77,106.68	Current Liabilities	1	3,93,73,805.68	74,46,935.16	Current Assets	3	58,14,520.96
-	Advance from P.E. Society		-	12,72,445.90	Investments	4	13,74,505.00
				1,91,63,654.16	Income & Expenditure Account	5	2,23,32,797.35
3,89,77,106.68	Total Rs.		3,93,73,805.68	3,89,77,106.68	Total Rs.		3,93,73,805.67

As per Report of Even Date
For R. R. Pethe & Co
Chartered Accountants

R R Pethe
Partner
Membership No:- 035945
Place : Pune
Date : 26/07/2019
UDIN: 19035945 AAAABT8769

For Modern College of Pharmacy

Principal
P. E. S. Modern College of Pharmacy
Yamunanagar, Sector No.21, Nigdi,
Pune - 411 044.



Internal Audit Report 2018-19

Income & Expenditure Account 2018-19

(M.Pharm)

Progressive Education Society's
Modern College of Pharmacy (P.G.)
Yamunanagar, Sector No.21, Nigdi
Pune - 411044

Income And Expenditure Account For The Year Ended As On 31st March, 2019

Amount as on 31st March, 2018	Expenditure	Schedule No.	Amount as on 31st March, 2019	Amount as on 31st March, 2018	Income	Schedule No.	Amount as on 31st March, 2019
1,33,62,867.30	To Administrative Expenses	6	1,27,44,450.19	99,37,500.00	By Fees Received	7	1,00,00,000.00
12,766.00	To Other Expenses	10	8,416.00	1,59,728.88	By Other Receipts	8	7,21,122.00
14,52,297.31	To Depreciation	2	12,75,935.11	1,17,070.20	By Interest on Deposits	9	1,38,536.10
				46,13,631.53	By Excess of Expenditure over Income tr. to Balance Sheet		31,69,143.20
1,48,27,930.61	Total Rs.		1,40,28,801.30	1,48,27,930.61	Total Rs.		1,40,28,801.30

As per Report of Even Date
For R.R.Pethe & Co
Chartered Accountants

R R Pethe

Partner

Membership No:- 035945

Place : Pune

Date : 26/07/2019

UDIN : 13035945AAAAB818769



For Modern College of Pharmacy

Principal

Principal

P. E. S. Modern College of Pharmacy

Place : Pune Sector No.21, Nigdi,

Date : Pune - 411 044.



Internal Audit Report 2018-19


Fixed Asset – Depreciation

(M.Pharm)

Progressive Education Society's
Modern College of Pharmacy (P.G.)
Yamunanagar, Sector No.21, Nigdi
Pune - 411044

Schedule No. 2 : Fixed Assets

Particulars	WDV As On 31st March, 2018	Additions > 180 Days	Additions < 180 Days	Deletion of Assets	Total (Rs.)	Rate	Depreciation	WDV As On 31st March, 2019
Equipments								
Equipments 08-09	3,33,951.26	-	-	-	3,33,951.26	15%	50,092.69	2,83,858.57
Equipments 09-10	2,75,092.41	-	-	-	2,75,092.41	15%	41,263.86	2,33,828.55
Equipments 10-11	8,04,039.28	-	-	-	8,04,039.28	15%	1,20,605.89	6,83,433.39
Equipments 11-12	51,801.25	-	-	-	51,801.25	15%	7,770.19	44,031.06
Equipments 12-13	3,75,748.74	-	-	-	3,75,748.74	15%	56,362.31	3,19,386.43
Equipments 13-14	2,66,980.63	-	-	-	2,66,980.63	15%	40,047.09	2,26,933.54
Equipments 14-15	35,887.93	-	-	-	35,887.93	15%	5,383.19	30,504.74
Equipments 15-16	95,234.52	-	-	-	95,234.52	15%	14,285.18	80,949.33
Labrotory Equipments			33,846.00		33,846.00	15%	2,538.45	31,307.54
Total	22,38,736.02	-	33,846.00	-	22,72,582.02		3,38,348.85	19,34,233.15
Furniture & Fixture								
Furniture & Fixture 08-09	63,772.92	-	-	-	63,772.92	10%	6,377.29	57,395.63
Furniture & Fixture 10-11	3,05,473.47	-	-	-	3,05,473.47	10%	30,547.35	2,74,926.13
Furniture & Fixture 11-12	2,83,808.98	-	-	-	2,83,808.98	10%	28,380.90	2,55,428.08
Furniture & Fixture 12-13	2,57,770.14	-	-	-	2,57,770.14	10%	25,777.01	2,31,993.13
Furniture & Fixture 13-14	8,26,554.84	-	-	-	8,26,554.84	10%	82,655.48	7,43,899.36
Furniture & Fixture 14-15	60,361.20	-	-	-	60,361.20	10%	6,036.12	54,325.08
Furniture & Fixture 15-16	1,15,722.03	-	-	-	1,15,722.03	10%	11,572.20	1,04,149.82
Electrical Fittings	3,11,647.50	-	-	-	3,11,647.50	10%	31,164.75	2,80,482.75
Total	22,25,111.09	-	-	-	22,25,111.09		2,22,511.11	20,02,599.98
Generator	2,88,490.54	-	-	-	2,88,490.54	15%	43,273.58	2,45,216.96
Total	2,88,490.54	-	-	-	2,88,490.54		43,273.58	2,45,216.96





Criteria 6: Governance, Leadership and Management



Pune - 411044

Schedule No. 2 : Fixed Assets

Particulars	WDV As On 31st March, 2018	Additions > 180 Days	Additions < 180 Days	Deletion of Assets	Total (Rs.)	Rate	Depreciation	WDV As On 31st March, 2019
Building								
Aluminum Window	96,739.98	-	-	-	96,739.98	10%	9,674.00	87,065.98
Building 08-09	47,21,065.57	-	-	-	47,21,065.57	10%	4,72,106.56	42,48,959.01
Building 13-14	5,76,920.02	-	-	-	5,76,920.02	10%	57,692.00	5,19,228.01
Building 15-16	4,46,098.43	-	-	-	4,46,098.43	10%	44,609.84	4,01,488.59
Total	58,40,824.00	-	-	-	58,40,824.00		5,84,082.40	52,56,741.60
Computer								
Computer 11-12	1,075.23	-	-	-	1,075.23	40%	430.09	645.14
Computer 12-13	649.15	-	-	-	649.15	40%	259.66	389.49
Computer 13-14	748.58	-	-	-	748.58	40%	299.43	449.15
Computer 14-15	2,335.20	-	-	-	2,335.20	40%	934.08	1,401.12
UPS	23,294.99	-	-	-	23,294.99	40%	9,318.00	13,977.00
Total	28,103.15	-	-	-	28,103.15		11,241.26	16,861.89
Computer Software								
Computer Software 13-14	2,975.62	-	-	-	2,975.62	40%	1,190.25	1,785.37
Total	2,975.62	-	-	-	2,975.62		1,190.25	1,785.37





Criteria 6: Governance, Leadership and Management



Progressive Education Society's
Modern College of Pharmacy (P.G.)
Yamunanagar, Sector No.21, Nigdi
Pune - 411044

Schedule No. 2 : Fixed Assets

Particulars	WDV As On 31st March, 2018	Additions > 180 Days	Additions < 180 Days	Deletion of Assets	Total (Rs.)	Rate	Depreciation	WDV As On 31st March, 2019
Library Books								
Library Books 08-09	220.77	-	-	-	220.77	40%	88.31	132.46
Library Books 09-10	162.60	-	-	-	162.60	40%	65.04	97.56
Library Books 10-11	28.22	-	-	-	28.22	40%	11.29	16.93
Library Books 11-12	1,560.84	-	-	-	1,560.84	40%	624.34	936.50
Library Books 12-13	1,155.15	-	-	-	1,155.15	40%	462.06	693.09
Library Books 13-14	1,015.57	-	-	-	1,015.57	40%	406.23	609.34
Library Books 14-15	2,826.97	-	-	-	2,826.97	40%	1,130.79	1,696.18
Library Books 15-16	956.93	-	-	-	956.93	40%	382.77	574.16
Library Books 16-17	11,325.00	-	-	-	11,325.00	40%	4,530.00	6,795.00
Total	19,252.05	-	-	-	19,252.05		7,700.82	11,551.23
Office Equipments								
Air Conditioner	34,280.83	-	-	-	34,280.83	15%	5,142.12	29,138.71
Office Equipments	33,318.72	-	-	-	33,318.72	15%	4,997.81	28,320.91
Office Equipments 12-13	83,902.76	-	-	-	83,902.76	15%	12,585.41	71,317.35
Office Equipments 13-14	41,864.42	-	-	-	41,864.42	15%	6,279.66	35,584.76
Refrigerator	18,595.56	-	-	-	18,595.56	15%	2,789.33	15,806.23
Statue and Painting	1,27,697.95	-	-	-	1,27,697.95	15%	19,154.69	1,08,543.26
Telephone Instrument	10,371.94	-	-	-	10,371.94	15%	1,555.79	8,816.15
Television	30,213.56	-	-	-	30,213.56	15%	4,532.03	25,681.53
Water Cooler	70,333.26	-	-	-	70,333.26	15%	10,549.99	59,783.27
Total	4,50,579.00	-	-	-	4,50,579.00		67,586.84	3,82,992.16
Grand Total	1,10,94,071.44	-	33,846.00	-	1,11,27,917.44		12,75,935.11	98,51,982.33





Financial Year 2022-23
External Audit Report
(B. Pharm)



Criteria 6: Governance, Leadership and Management



External Audit Report 2022-23

Income & Expenditure Account 2022-23

(B. Pharm)

Progressive Education Society's
Modern College of Pharmacy (U.G.)
Yamunanagar, Sector No.21, Nigdi

Income And Expenditure Account For The Year Ended 31st March, 2023

Amount For The Year Ended 31st March, 2022	Expenditure	Schedule No.	Amount For The Year Ended 31st March, 2023	Amount For The Year Ended 31st March, 2022	Income	Schedule No.	Amount For The Year Ended 31st March, 2023
-	To Opening Stock		-	45,449,711.00	By Fees Received	7	52,464,019.00
33,338,375.78	To Administrative Expenses	6	33,361,468.27	399,331.56	By Other Receipts	8	205,301.50
2,137,752.50	To Depreciation	2	2,664,710.36	104,453.00	By Interest on SB	9	176,638.00
				127,742.00	By Interest on FD	10	130,964.10
10,605,111.28	To Excess of income over Expenditure transferred to Balance sheet		16,950,743.97				-
46,081,237.56	Total Rs.		52,976,922.60	46,081,237.56	Total Rs.		52,976,922.60

As per Our Report of Even Date

CA Shrish K Inamdar



Membership No:- 038833

Date : 10 AUG 2023

Place : Pune

UDIN: 23038833BQXADC1033

For Modern College of Pharmacy

Principal
Modern College of Pharmacy

Date :
Place : Pune

[Signature]
Principal
P. E. S. Modern College of Pharmacy
Sector No.21, Yamunanagar, Nigdi,
Pune - 411 044.





External Audit Report 2022-23

Balance Sheet 2022-23

(B. Pharm)

Progressive Education Society's
Modern College of Pharmacy (U.G.)
Yamunanagar, Sector No.21, Nigdi
Pune - 411044

Balance Sheet as on 31st March, 2023

Amount as on 31st March, 2022	Liabilities	Schedule No.	Amount as on 31st March, 2023	Amount as on 31st March, 2022	Assets	Schedule No.	Amount as on 31st March, 2023
-	Development Fund		-	16,169,762.46	Fixed Assets	2	19,473,973.05
55,739,565.35	Advance from P.E. Society		54,408,799.35	66,084,777.25	Current Assets	3	66,732,781.68
14,102,358.51	Current Liabilities	1	6,965,559.71	2,540,010.09	Investments	4	7,070,974.19
14,952,625.89	Profit and Loss Account	5	31,903,369.86				
84,794,549.80	Total Rs.		93,277,728.92	84,794,549.80	Total Rs.		93,277,728.92

As per Our Report of Even Date

CA Shrish K Inamdar



Membership No:- 038833

Place : Pune

Date :

UDIN: 23038833 BQXAPC1033

For Modern College of Pharmacy

Principal
Modern College of Pharmacy

Place : Pune

Date :

Principal
P. E. S. Modern College of Pharmacy
Sector No.21, Yamunanagar, Nigdi,
Pune - 411 044.



External Audit Report 2022-23

Fixed Assets (Depreciation) 2022-23

(B. Pharm)

Progressive Education Society's
Modern College of Pharmacy (U.G.)
Yamunanagar, Sector No.21, Nigdi
Pune - 411044

Schedule No. 2 : Fixed Assets

Block of Assets	WDV As On 31st March, 2022	Additions > 180 Days	Additions < 180 Days	Deletion of Assets	Total	Rate	Depreciation	WDV As On 31st March, 2023
Building	8,361,403.80	508,621.00	1,393,518.00	-	10,263,542.81	10.00%	956,678.38	9,306,864.43
Computer and Software	723,607.45	94,990.00	932,200.00	-	1,750,797.46	40.00%	513,878.99	1,236,918.46
Furniture & Fittings	4,197,920.30	201,384.00	-	-	4,399,304.79	10.00%	439,930.48	3,959,373.32
Library Book	102,042.10	193,781.00	268,095.00	-	563,918.16	40.00%	171,948.26	391,969.90
Plant and Machinery:-	1,868,772.42	131,701.00	801,055.00	-	2,801,528.26	15.00%	360,150.11	2,441,378.15
Equipment	758,342.56	308,135.00	347,291.00	-	1,413,768.96	15.00%	186,018.39	1,227,750.56
Solar Equipments	14,040.70	-	-	-	14,040.69	40.00%	5,616.28	8,424.42
Rack	10,810.63	128,000.00	-	-	138,810.62	15.00%	20,821.59	117,989.03
Fan	11,902.50	52,550.00	-	-	64,452.50	15.00%	9,667.88	54,784.63
Intangible Asset under development	120,920.00	82,000.00	525,600.00	-	728,520.00	-	-	728,520.00
Total	16,169,762.46	1,701,162.00	4,267,759.00	-	22,138,684.27		2,664,710.36	19,473,973.05





Criteria 6: Governance, Leadership and Management



Progressive Education Society's
Modern College of Pharmacy (U.G.)
Yamunanagar, Sector No.21, Nigdi
Pune - 411044

Schedule No. 2 : Fixed Assets

Particulars	WDV as on 31st March, 2022	Additions > 180 Days	Additions < 180 Days	Deletion of Assets	Total	Rate	Depreciation	WDV As On 31st March, 2023
Building	8,361,403.81	-	-	-	-	10%	836,140.38	7,525,263.43
Laboratory and Faculty Room	-	508,621.00	1,393,518.00	-	1,902,139.00	10%	120,538.00	1,781,601.00
Sub total	8,361,403.81	508,621.00	1,393,518.00	-	10,263,542.81	10%	956,678.38	9,306,864.43
Computer and Software	-	-	-	-	-	-	-	-
Computer	50,508.46	-	-	-	50,508.46	40%	20,203.39	30,305.08
Computer Software	36,303.64	94,990.00	-	-	131,293.64	40%	52,517.46	78,776.18
Computer System	636,795.36	-	-	-	636,795.36	40%	254,718.14	382,077.22
Senses Intelligent Panel - 75"	-	-	932,200.00	-	932,200.00	40%	186,440.00	745,760.00
Sub total	723,607.46	94,990.00	932,200.00	-	1,750,797.46	40%	513,878.99	1,236,918.46
Furniture & Fittings	-	-	-	-	-	-	-	-
Furniture	3,239,187.06	201,384.00	-	-	3,440,571.06	10%	344,057.11	3,096,513.96
Electric Fitting	956,251.49	-	-	-	956,251.49	10%	95,625.15	860,626.34
Book Case	2,482.24	-	-	-	2,482.24	10%	248.22	2,234.01
Sub total	4,197,920.79	201,384.00	-	-	4,399,304.79	10%	439,930.48	3,959,373.32
Race	10,810.62	128,000.00	-	-	138,810.62	15%	20,821.59	117,989.03
Library Book	102,042.16	193,781.00	268,095.00	-	563,918.16	40%	171,948.26	391,969.90
Plant and Machinery:-	-	-	-	-	-	-	-	-
Lab Equipment:-	-	-	-	-	-	-	-	-
Lab Equipment	1,662,229.26	131,701.00	781,295.00	-	2,575,225.26	15%	327,686.66	2,247,538.60
Library Equipment	7,309.55	-	-	-	7,309.55	15%	1,096.43	6,213.12
ABC Cylleder	251.39	-	-	-	251.39	15%	37.71	213.68
Lab.Glassware / Lab. Ware	32,344.10	-	-	-	32,344.10	15%	4,851.61	27,492.48
Other Machineries	26,768.83	-	-	-	26,768.83	15%	4,015.33	22,753.51
Machineries	107,243.23	-	-	-	107,243.23	15%	16,086.48	91,156.75
Photocopying Machine	7,212.81	-	-	-	7,212.81	15%	1,081.92	6,130.89
Sound System	8,188.78	-	-	-	8,188.78	40%	3,275.51	4,913.27
SPPU QIP Equipment	5,851.91	-	-	-	5,851.91	40%	2,340.76	3,511.15
SPPU QIP Sport Equipment	25,413.07	-	19,760.00	-	45,173.07	15%	5,293.96	39,879.11
Sports Material	-	-	-	-	-	-	-	-
sub total	1,882,812.96	131,701.00	801,055.00	-	2,815,568.96	-	365,766.39	2,449,802.56

DR. K. INA
M.No.
03883
CHARTERED ACCT





Criteria 6: Governance, Leadership and Management



Equipment							
Office Equipment:-							
Air Cooler	7,307.81			7,307.81	15%	1,096.17	6,211.64
Camera	2,103.40	50,500.00		52,603.40	15%	7,890.51	44,712.89
CCTV	228,309.88	88,521.00	9,641.00	326,471.88	15%	48,247.71	278,224.29
Data Projector	7,896.24			7,896.24	15%	1,184.44	6,711.80
Dead Stock	105.91			105.91	15%	15.89	90.02
DLP Projector	92,151.60			92,151.60	15%	13,822.74	78,328.86
Water Tank	30,696.77	18,000.00		48,696.77	15%	7,304.52	41,392.26
Refrigerator	-	30,000.00	21,500.00	51,500.00	15%	6,112.50	45,387.50
Printer:-							
H.P Laser Printer	11,833.86		56,500.00	68,333.86	15%	6,012.58	62,321.28
Sharp AR 5320N	15,215.83			15,215.83	15%	2,282.37	12,933.45
LCD	2,465.32	19,824.00		22,289.32	15%	3,343.40	18,945.92
LED TV 15-16	24,363.86			24,363.86	15%	3,654.58	20,709.28
Micro Oven	3,942.16			3,942.16	15%	591.32	3,350.83
Mobile	1,632.48			1,632.48	15%	244.87	1,387.61
Other Office Equipment	286,885.70	72,850.00	259,650.00	619,385.70	15%	73,434.11	545,951.60
Other Assets	43,432.14	28,440.00		71,872.14	15%	10,780.82	61,091.32
Sub total	758,342.96	308,135.00	347,291.00	1,413,768.96	15%	186,018.52	1,227,750.56
FAN	11,902.50	52,550.00	-	64,452.50	15%	9,667.88	54,784.63
Intangible Asset under development							
Patent WIP	120,920.00	82,000.00	525,600.00	728,520.00	-	-	728,520.00
Sub total	120,920.00	82,000.00	525,600.00	728,520.00	-	-	728,520.00
Total	16,169,753.27	1,701,162.00	4,267,759.00	22,138,684.27		2,664,710.49	19,473,973.05





Financial Year 2022-23
External Audit Report
(M. Pharm)



External Audit Report 2022-23

Income & Expenditure Account 2022-23

(M. Pharm)

Progressive Education Society's
Modern College of Pharmacy (P.G.)
Yamunanagar, Sector No.21, Nigdi
Pune - 411044

Income And Expenditure Account For The Year Ended As On 31st March, 2023

AMOUNT FOR THE YEAR ENDED MARCH 31st 2022	Expenditure	Schedule No.	AMOUNT FOR THE YEAR ENDED MARCH 31st 2023	AMOUNT FOR THE YEAR ENDED MARCH 31st 2022	Income	Schedule No.	AMOUNT FOR THE YEAR ENDED MARCH 31st 2023
18,968,620.60	To Administrative Expenses	6	14,340,982.00	12,560,000.00	By Fees Received	7	15,625,000.00
1,088,616.18	To Depreciation	2	1,226,858.10	197,741.83	By Other Receipts	8&9	134,832.60
				185,238.00	By Interest on Deposits	10	120,850.40
				7,114,256.95	By Excess of Expenses over Income transfer		(312,842.90)
20,057,236.78	Total Rs.		15,567,840.10	20,057,236.78	Total Rs.		15,567,840.10

As per Report of Even Date

CA Shrish K Inamdar

Membership No:-038833

Place : Pune

Date :

UDIN: 23038833 BQXADD6059

10 AUG 2023

For Modern College of Pharmacy

Principal

Place : Pune

Date :

P. E. S. Modern College of Pharmacy
Sector No.21, Yamunanagar, Nigdi,
Pune - 411 044.





External Audit Report 2022-23

Balance Sheet 2022-23

(M. Pharm)

Progressive Education Society's
Modern College of Pharmacy (P.G.)
Yamunanagar, Sector No.21, Nigdi
Pune - 411044

Balance Sheet as on 31st March, 2023

Amount as on 31st March, 2022	Liabilities	Schedule No.	Amount as on 31st March, 2023	Amount as on 31st March, 2022	Assets	Schedule No.	Amount as on 31st March, 2023
-	Capital Account	1	-	9,095,893.07	Fixed Assets	2	9,022,255.96
27,645,795.68	Current Liabilities		25,447,674.68	10,842,656.84	Current Assets	3	12,156,247.00
22,222,253.90	Loan (Advance Branch Units)		26,824,488.60	2,500,118.95	Investments	4	3,977,122.49
-	Bank Suspense		-	27,429,380.72	Income & Expenditure Account	5	27,116,537.83
49,868,049.58	Total Rs.		52,272,163.28	49,868,049.58	Total Rs.		52,272,163.28

As per Report of Even Date
CA Shrish K Inamdar

Membership No:-038833

Place : Pune

Date :

UDIN: 23038833-39XADP6059



For Modern College of Pharmacy

Principal

Place : Pune

Date :

P. E. S. Modern College of Pharmacy
Sector No.21, Yamunanagar, Nigdi,
Pune - 411 044.





External Audit Report 2022-23

Fixed Assets (Depreciation) 2022-23

(M. Pharm)

Progressive Education Society's
Modern College of Pharmacy (P.G.)
Yamunanagar, Sector No.21, Nigdi
Pune - 411044

Schedule No. 2 : Fixed Assets

Particulars	WDV As On 31st March, 2022	Additions > 180 Days	Additions < 180 Days	Deletion of Assets	Total (Rs.)	Rate	Depreciation	WDV As On 31st March, 2023
Building								
Aluminum Window	63,471.10	-	-	-	63,471.10	10%	6,347.11	57,123.99
Building 08-09	3,097,491.12	-	-	-	3,097,491.12	10%	309,749.11	2,787,742.01
Building 13-14	378,517.23	-	-	-	378,517.23	10%	37,851.72	340,665.51
Building 15-16	292,685.18	-	-	-	292,685.18	10%	29,268.52	263,416.66
Total	3,832,164.63	-	-	-	3,832,164.63		383,216.46	3,448,948.17
Computer								
Computer 11-12	139.35	-	-	-	139.35	40%	55.74	83.61
Computer 12-13	84.13	-	-	-	84.13	40%	33.65	50.48
Computer 13-14	97.02	-	-	-	97.02	40%	38.81	58.21
Computer 14-15	302.64	-	-	-	302.64	40%	121.06	181.58
UPS	3,019.03	-	-	-	3,019.03	40%	1,207.61	1,811.42
Total	3,642.16	-	-	-	3,642.16		1,456.87	2,185.30
Computer Software								
Computer Software 13-14	385.64	-	-	-	385.64	40%	154.26	231.38
Total	385.64	-	-	-	385.64		154.26	231.38
Equipments								
Equipments 08-09	174,324.64	-	-	-	174,324.64	15%	26,148.70	148,175.94
Equipments 09-10	143,599.96	-	-	-	143,599.96	15%	21,539.99	122,059.97
Equipments 10-11	419,713.53	-	-	-	419,713.53	15%	62,957.03	356,756.50
Equipments 11-12	27,040.57	-	-	-	27,040.57	15%	4,056.09	22,984.48
Equipments 12-13	196,143.19	-	-	-	196,143.19	15%	29,421.48	166,721.72
Equipments 13-14	139,365.56	-	-	-	139,365.56	15%	20,904.83	118,460.73
Equipments 14-15	18,734.38	-	-	-	18,734.38	15%	2,810.16	15,924.22
Equipments 15-16	49,713.00	-	-	-	49,713.00	15%	7,456.95	42,256.04
Labrotory Equipments	1,721,910.30	222,190.00	790,643.00	-	2,734,743.30	15%	350,913.27	2,383,830.06
Total	2,890,545.13	222,190.00	790,643.00	-	3,903,378.13		526,208.49	3,377,169.66





Criteria 6: Governance, Leadership and Management



Progressive Education Society's
Modern College of Pharmacy (P.G.)
Yamunanagar, Sector No.21, Nigdi
Pune - 411044

Schedule No. 2 : Fixed Assets

Particulars	WDV As On 31st March, 2022	Additions > 180 Days	Additions < 180 Days	Deletion of Assets	Total (Rs.)	Rate	Depreciation	WDV As On 31st March, 2023
Furniture & Fixture								
Furniture & Fixture 08-09	41,841.42	-	-	-	41,841.42	10%	4,184.14	37,657.28
Furniture & Fixture 10-11	200,421.15	-	-	-	200,421.15	10%	20,042.12	180,379.04
Furniture & Fixture 11-12	186,207.07	-	-	-	186,207.07	10%	18,620.71	167,586.36
Furniture & Fixture 12-13	169,122.99	-	-	-	169,122.99	10%	16,912.30	152,210.69
Furniture & Fixture 13-14	542,302.63	-	-	-	542,302.63	10%	54,230.26	488,072.37
Furniture & Fixture 14-15	39,602.98	-	-	-	39,602.98	10%	3,960.30	35,642.68
Furniture & Fixture 15-16	75,925.22	-	-	-	75,925.22	10%	7,592.52	68,332.70
Electrical Fittings	204,471.93	-	-	-	204,471.93	10%	20,447.19	184,024.74
Total	1,459,895.39	-	-	-	1,459,895.39		145,989.54	1,313,905.85
Generator	150,593.87	-	-	-	150,593.87	15%	22,589.08	128,004.79
Total	150,593.87	-	-	-	150,593.87		22,589.08	128,004.79
LAB Instrument	101,954.22	-	21,565.00	-	123,519.22	15%	16,910.51	106,608.71
Total	101,954.22	-	21,565.00	-	123,519.22		16,910.51	106,608.71
Library Books								
Library Books 08-09	28.61	-	-	-	28.61	40%	11.45	17.17
Library Books 09-10	21.07	-	-	-	21.07	40%	8.43	12.64
Library Books 10-11	3.66	-	-	-	3.66	40%	1.46	2.19
Library Books 11-12	202.28	-	-	-	202.28	40%	80.91	121.37
Library Books 12-13	149.11	-	-	-	149.11	40%	59.64	89.46
Library Book	61,002.91	-	38,323.00	-	99,325.91	40%	32,065.76	67,260.15
Library Books 13-14	130.72	-	-	-	130.72	40%	52.29	78.43
Library Books 14-15	366.08	-	-	-	366.08	40%	146.43	219.65
Library Books 15-16	123.72	-	-	-	123.72	40%	49.49	74.23
Library Books 16-17	1,467.43	-	-	-	1,467.43	40%	586.97	880.46
Total	63,495.59	-	38,323.00	-	101,818.59		33,062.84	68,755.76
Office Equipments								
Air Conditioner	17,894.80	-	50,500.00	-	68,394.80	15%	6,471.72	61,923.08
Office Equipments	17,392.57	-	-	-	17,392.57	15%	2,608.89	14,783.68
Office Equipments 12-13	43,797.77	-	-	-	43,797.77	15%	6,569.67	37,228.10
Office Equipments 13-14	21,853.49	-	-	-	21,853.49	15%	3,278.02	18,575.47
Refrigerator	9,707.01	30,000.00	-	-	39,707.01	15%	5,956.05	33,750.96
Statue and Painting	66,659.12	-	-	-	66,659.12	15%	9,998.87	56,660.25
Telephone Instrument	5,414.23	-	-	-	5,414.23	15%	812.13	4,602.09
Television	15,771.69	-	-	-	15,771.69	15%	2,365.75	13,405.94
Water Cooler	36,714.39	-	-	-	36,714.39	15%	5,507.16	31,207.23
Smart Board-21-22	358,012.00	-	-	-	358,012.00	15%	53,701.80	304,310.20
Total	593,217.08	30,000.00	50,500.00	-	673,717.08		97,270.06	576,446.39
Grand Total	9,095,893.71	252,190.00	901,031.00	-	10,249,114.71		1,226,858.10	9,022,255.96





Financial Year 2022-23
External Audit Report
(Pharm D)



External Audit Report 2022-23

Income & Expenditure Account 2022-23

(Pharm D)

Progressive Education Society's
Modern College of Pharmacy (Pharm D)
Yamunanagar, Sector No.21, Nigdi
Pune - 411044

Income And Expenditure Account For The Year Ended As On 31st March, 2023

AMOUNT FOR THE YEAR ENDED MARCH 31st 2022	EXPENDITURE	Schedule No.	AMOUNT FOR THE YEAR ENDED MARCH 31st 2023	AMOUNT FOR THE YEAR ENDED MARCH 31st 2022	Income	Schedule No.	AMOUNT FOR THE YEAR ENDED MARCH 31st 2023
12,110,388.80	To Administrative Expenses	5	12,892,379.20	11,113,900.00	By Fees Received	6	14,666,000.00
250,457.78	To Depreciation	2	1,633,409.59				
-	To Income over Expenditure		345,242.21	42,778.00	By Other Receipts	7	205,031.00
				1,204,168.58	By Expenditure over Income		
12,360,846.58	Total Rs.		14,871,031.00	12,360,846.58	Total Rs.		14,871,031.00

As per Report of Even Date

CA Shrish K Inamdar

Membership No:- 038833

Place : Pune

Date : 10 AUG 2023

UDIN: 23038833BQXADE2925



For Modern College of Pharmacy

Principal

Place : Pune

Date :

[Signature]
Principal
P. E. S. Modern College of Pharmacy
Sector No.21, Yamunanagar, Nigdi,
Pune - 411 044.





External Audit Report 2022-23

Balance Sheet 2022-23

(Pharm D)

Progressive Education Society's
Modern College of Pharmacy (Pharm D)
Yamunanagar, Sector No.21, Nigdi
Pune - 411044

Balance Sheet as on 31st March, 2023

Amount as on 31st March, 2022	Liabilities	Schedule No.	Amount as on 31st March, 2023	Amount as on 31st March, 2022	Assets	Schedule No.	Amount as on 31st March, 2023
-	Development Fund		-	2,037,953.61	Fixed Assets	2	5,337,948.02
7,504,851.70	Current Liabilities	1	7,058,438.70	308,665.00	Investments	3	3,223,495.10
3,226,630.01	Income and Expenditure Account	8	3,571,872.22	8,384,863.10	Current Assets	4	2,068,867.80
10,731,481.71	Total Rs.		10,630,310.92	10,731,481.71	Total Rs.		10,630,310.92

As per Report of Even Date

CA Shrish K Inamdar



Membership No:- 038833

Place : Pune

Date : 10 AUG 2023

UDIN: 23038833 B9 X ADE 2925

For Modern College of Pharmacy

Principal

Place : Pune

Date :

Principal
P. E. S. Modern College of Pharmacy
Sector No.21, Yamunanagar, Nigdi,
Pune - 411 044.





External Audit Report 2022-23

Fixed Assets (Depreciation) 2022-23

(Pharm D)

Progressive Education Society's
Modern College of Pharmacy (Pharm D)
Yamunanagar, Sector No.21, Nigdi
Pune - 411044

Schedule No. 2 : Fixed Assets

Particulars	WDV As On 31st March, 2022	Additions > 180 Days	Additions < 180 Days	Deletion of Assets	Total (Rs.)	Rate	Depreciation	WDV As On 31st March, 2023
Building								
LABORATORY & FACULTY ROOM DEVELOPMENT	1,121,000.00		859,856.00		1,980,856.00	10%	155,092.80	1,825,763.20
	1,121,000.00	-	859,856.00	-	1,980,856.00		155,092.80	1,825,763.20
Furniture & Fixture								
Furniture & Fixture 15-16	477,428.30	-	225,245.00	-	702,673.30	10%	59,005.80	643,667.50
Total	477,428.30	-	225,245.00	-	702,673.30		59,005.80	643,667.50
Equipments								
Sports material and gym	27,289.22		750.00		28,039.22	15%	4,149.63	23,889.59
Freezer	10,693.00				10,693.00	15%	1,603.95	9,089.05
CCTV	18,008.60		54,315.00		72,323.60	15%	6,774.92	65,548.69
LED/LCD	133,307.35		26,000.00		159,307.35	15%	21,946.10	137,361.25
Glassware	61,304.31		492,636.00		553,940.31	15%	46,143.35	507,796.95
H P Laser Printer			15,500.00		15,500.00	15%	1,162.30	14,337.70
Sound System	-	106,000.00	-	-	106,000.00	15%	15,900.00	90,100.00
Total	250,602.49	-	589,201.00	-	839,803.49	0.90	97,680.25	848,123.22
Computer								
Computer	99,192.00	-			99,192.00	40%	39,676.80	59,515.20
Total	99,192.00	-	-	-	99,192.00		39,676.80	59,515.20
Library Books								
Library Books 08-09	89,730.84	-	75,896.00	-	165,626.84	40%	51,071.54	114,555.30
Vehicle								
Starline Bus	-	3,077,206.00	-	-	3,077,206.00	40%	1,230,882.40	1,846,323.60
Total	89,730.84	3,077,206.00	75,896.00	-	3,242,832.84		1,281,953.94	1,960,878.90
TOTAL	2,037,953.63	3,077,206.00	1,750,198.00	-	6,865,357.63		1,633,409.59	5,337,948.02





**Financial Year 2021-22
External Audit Report
(B. Pharm)**



External Audit Report 2021-22

Income & Expenditure Account 2021-22

(B. Pharm)

Progressive Education Society's
Modern College of Pharmacy (U.G.)
Yamunanagar, Sector No.21, Nigdi

Income And Expenditure Account For The Year Ended 31st March, 2022

Amount For The Year Ended 31st March, 2021	Expenditure	Schedule No.	Amount For The Year Ended 31st March, 2022	Amount For The Year Ended 31st March, 2021	Income	Schedule No.	Amount For The Year Ended 31st March, 2022
-	To Opening Stock		-	38,143,230.00	By Fees Received	7	45,449,711.00
20,564,657.34	To Administrative Expenses	6	33,338,373.78	279,171.00	By Other Receipts	8	399,331.56
2,225,298.91	To Depreciation	2	2,137,752.50	76,536.00	By Interest on SB	9	104,453.00
				142,815.00	By Interest on FD	10	127,742.00
15,851,795.75	To Excess of Income over Expenditure transferred to Balance sheet		10,605,111.28				
38,641,752.00	Total Rs.		46,081,237.56	38,641,752.00	Total Rs.		46,081,237.56

AS PER MY REPORT OF
EVEN DATE



Shrish K. Inamdar
CHARTERED ACCOUNTANT
M.No. 038833

VDIN- 22038833A2FRMG9538
26 SEP 2022

For Modern College of Pharmacy

Principal

Principal
Modern College of Pharmacy
Sector No.21, Yamunanagar, Nigdi,
Pune - 411 044.
Place : Pune





External Audit Report 2021-22

Balance Sheet 2021-22

(B. Pharm)

Progressive Education Society's
Modern College of Pharmacy (U.G.)
Yamunanagar, Sector No.21, Nigdi
Pune - 411044

Balance Sheet as on 31st March, 2022

Amount as on 31st March, 2021	Liabilities	Schedule No.	Amount as on 31st March, 2022	Amount as on 31st March, 2021	Assets	Schedule No.	Amount as on 31st March, 2022
-	Development Fund		-	17,027,876.96	Fixed Assets	2	16,169,762.46
58,229,565.35	Advance from P.E. Society		55,739,565.35	51,163,518.03	Current Assets	3	66,084,777.25
8,003,493.07	Current Liabilities	1	14,102,358.51	2,412,268.09	Investments	4	2,540,010.09
15,500.00	Bank Suspense		-				
70,603,674.28	Total Rs.		84,794,549.75	70,603,674.28	Total Rs.		84,794,549.75

AS PER MY REPORT OF
EVEN DATE



Shrish K. Inamdar
CHARTERED ACCOUNTANT
M.No.038833

UDIN- 22038833A2FRMG9538

26 DEC 2022

For Modern College of Pharmacy

Principal
Modern College of Pharmacy
P.E.S. Modern College of Pharmacy
Sector No.21, Yamunanagar, Nigdi,
Pune - 411 044.
Place : Pune





External Audit Report 2021-22

Fixed Assets (Depreciation) 2021-22

(B. Pharm)

Progressive Education Society's
Modern College of Pharmacy (U.G.)
Yamunanagar, Sector No.21, Nigdi
Pune - 411044

Schedule No. 2 : Fixed Assets

Block of Assets	WDV As On 31st March, 2021	Additions > 180 Days	Additions < 180 Days	Deletion of Assets	Total	Rate	Depreciation	WDV As On 31st March, 2022
Building	9,290,448.68	-	-	-	9,290,448.68	10.00%	929,044.87	8,361,403.81
Computer and Software	202,992.44	47,500.00	716,640.00	-	967,132.44	40.00%	243,524.98	723,607.46
Furniture & Fittings	4,645,948.44	18,408.00	-	-	4,664,356.44	10.00%	466,435.64	4,197,920.79
Library Book	106,066.26	11,188.00	39,612.00	-	156,866.26	40.00%	54,824.11	102,042.16
Plant and Machinery:-	1,982,097.98	-	198,907.00	-	2,181,004.98	15.00%	312,232.72	1,868,772.26
Equipment	682,883.63	29,826.00	164,907.00	-	877,616.63	15.00%	119,274.47	758,342.16
Solar Equipments	23,401.16	-	-	-	23,401.16	40.00%	9,360.46	14,040.69
Rack	12,718.38	-	-	-	12,718.38	15.00%	1,907.76	10,810.62
Fan	-	2,250.00	10,800.00	-	13,050.00	15.00%	1,147.50	11,902.50
Intangible Asset under development	81,320.00	9,600.00	30,000.00	-	120,920.00	-	-	120,920.00
Total	17,027,876.96	118,772.00	1,160,866.00	-	18,307,514.96		2,137,752.50	16,169,762.46





Financial Year 2021-22
External Audit Report
(Pharm D)



External Audit Report 2021-22

Income & Expenditure Account 2021-22

(Pharm D)

Progressive Education Society's
Modern College of Pharmacy (Pharm D)
Yamunanagar, Sector No.21, Nigdi
Pune - 411044

Income And Expenditure Account For The Year Ended As On 31st March, 2022

AMOUNT FOR THE YEAR ENDED MARCH 31st 2021	EXPENDITURE	Schedule No.	AMOUNT FOR THE YEAR ENDED MARCH 31st 2022	AMOUNT FOR THE YEAR ENDED MARCH 31st 2021	Income	Schedule No.	AMOUNT FOR THE YEAR ENDED MARCH 31st 2022
2,431,954.00	To Administrative Expenses	4	12,110,388.80	6,819,483.00	By Fees Received	5	11,113,900.00
125,360.45	To Depreciation	2	250,457.78				
1,946,477.55	To Income over Expenditure		-	11,292.00	By Other Receipts	6	42,778.00
				-	By Expenditure over Income		1,204,168.58
4,503,792.00	Total Rs.		12,360,846.58	6,830,775.00	Total Rs.		12,360,846.58

For Modern College of Pharmacy

AS PER MY REPORT OF
EVEN DATE
Shrish K. Inamdar
CHARTERED ACCOUNTANT
M.No.038-53

26 SEP 2022

Principal
Principal
P. E. S. Modern College of Pharmacy
Sector No.21, Yamunanagar, Nigdi,
Pune - 411 044.





External Audit Report 2021-22

Balance Sheet 2021-22

(Pharm D)

Progressive Education Society's
Modern College of Pharmacy (Pharm D)
Yamunanagar, Sector No.21, Nigdi
Pune - 411044

Balance Sheet as on 31st March, 2022

Amount as on 31st March, 2021	Liabilities	Schedule No.	Amount as on 31st March, 2022	Amount as on 31st March, 2021	Assets	Schedule No.	Amount as on 31st March, 2022
-	Development Fund		-	420,087.39	Fixed Assets	2	2,037,953.61
450,854.00	Current Liabilities	1	7,504,851.70	-	Investments	3	308,665.00
4,430,798.59	Income and Expenditure Account	7	3,226,630.01	4,461,565.20	Current Assets	4	8,384,863.10
4,881,652.59	Total Rs.		10,731,481.71	4,881,652.59	Total Rs.		10,731,481.71

AS PER MY REPORT OF
EVEN DATE

Shrish K. Inamdar
CHARTERED ACCOUNTANT
M.No.038633

26 SEP 2022

For Modern College of Pharmacy

Principal

P. E. S. Modern College of Pharmacy
Sector No. 21, Yamunanagar, Nigdi,
Pune - 411 044.





External Audit Report 2021-22

Fixed Assets (Depreciation) 2021-22

(Pharm D)

Progressive Education Society's
Modern College of Pharmacy (Pharm D)
Yamunanagar, Sector No.21, Nigdi
Pune - 411044

Schedule No. 2 : Fixed Assets

Particulars	WDV As On 31st March, 2021	Additions > 180 Days	Additions < 180 Days	Deletion of Assets	Total (Rs.)	Rate	Depreciation	WDV As On 31st March, 2022
Building								
LABORATORY & FACULTY ROOM DEVELOPMENT	-		1,180,000.00		1,180,000.00	10%	59,000.00	1,121,000.00
	-	-	1,180,000.00	-	1,180,000.00		59,000.00	1,121,000.00
Furniture & Fixture								
Furniture & Fixture 15-16	140,741.55	-	369,222.00	-	509,963.55	10%	32,535.26	477,428.30
Total	140,741.55	-	369,222.00	-	509,963.55		32,535.26	477,428.30
Equipments								
Sports material and gym	32,104.95				32,104.95	15%	4,815.74	27,289.21
Freezer	12,580.00				12,580.00	15%	1,887.00	10,693.00
CCTV	21,186.59				21,186.59	15%	3,177.99	18,008.60
LED/LCD	18,082.18		127,500.00		145,582.18	15%	12,274.83	133,307.35
Glassware	72,122.72				72,122.72	15%	10,818.41	61,304.31
Total	156,076.44	-	127,500.00	-	283,576.44		32,973.97	250,602.47
Computer								
Computer	26,820.00	138,500.00			165,320.00	40%	66,128.00	99,192.00
Total	26,820.00	138,500.00	-	-	165,320.00		66,128.00	99,192.00
Library Books								
Library Books 08-09	96,449.40	53,102.00	-	-	149,551.40	40%	59,820.56	89,730.84
Total	96,449.40	53,102.00	-	-	149,551.40		59,820.56	89,730.84
TOTAL	420,087.39	191,602.00	1,676,722.00	-	2,288,411.39		250,457.78	2,037,953.61





Financial Year 2021-22
External Audit Report
(M. Pharm)



External Audit Report 2021-22

Income & Expenditure Account 2021-22

(M.Pharm)

Progressive Education Society's
Modern College of Pharmacy (P.G.)
Yamunanagar, Sector No.21, Nigdi
Pune - 411044

Income And Expenditure Account For The Year Ended As On 31st March, 2022

AMOUNT FOR THE YEAR ENDED MARCH 31st 2021	Expenditure	Schedule No.	AMOUNT FOR THE YEAR ENDED MARCH 31st 2022	AMOUNT FOR THE YEAR ENDED MARCH 31st 2021	Income	Schedule No.	AMOUNT FOR THE YEAR ENDED MARCH 31st 2022
38,316,356.58	To Administrative Expenses	6	18,968,620.60	12,100,000.00	By Fees Received	7	12,560,000.00
1,015,838.47	To Depreciation	2	1,088,616.18	30,741.00	By Other Receipts	8&9	197,741.83
(27,011,797.80)	To Excess of Income over Expenditure transfer			189,656.25	By Interest on Deposits	10	185,238.00
					By Excess of Expenses over Income transfer		7,114,256.95
12,320,397.25	Total Rs.		20,057,236.78	12,320,397.25	Total Rs.		20,057,236.78

AS PER MY REPORT OF
EVEN DATE
2
Shrish K. Inamdar
CHARTERED ACCOUNTANT
M.No.038833
UDIN- 22038833A2FTGW5227
26 SEP 2022

For Modern College of Pharmacy
Principal
P. E. S. Modern College of Pharmacy
Sector No.21, Yamunanagar, Nigdi,
Pune - 411 044.





External Audit Report 2021-22

Balance Sheet 2021-22

(M.Pharm)

Progressive Education Society's
Modern College of Pharmacy (P.G.)
Yamunanagar, Sector No.21, Nigdi
Pune - 411044

Balance Sheet as on 31st March, 2022

Amount as on 31st March, 2021	Liabilities	Schedule No.	Amount as on 31st March, 2022	Amount as on 31st March, 2021	Assets	Schedule No.	Amount as on 31st March, 2022
-	Capital Account		-	7,808,123.31	Fixed Assets	2	9,095,896.12
26,756,548.68	Current Liabilities	1	27,645,795.68	13,409,711.21	Current Assets	3	10,842,656.84
16,876,767.50	Loan (Advance Branch Units)		22,222,253.90	2,053,665.95	Investments	4	2,500,118.95
3,305.00	Bank Suspense			20,365,126.36	Income & Expenditure Account	5	27,429,382.42
43,636,626.83	Total Rs.		49,868,049.58	43,636,626.83	Total Rs.		49,868,049.58

AS PER MY REPORT OF
EVEN DATE



Shrikish K. Inamdar
CHARTERED ACCOUNTANT
M.No. 038933

UDIN- 22038833A2FTGW5227

26 SEP 2022

For Modern College of Pharmacy

Principal

Principal

P. E. S. Modern College of Pharmacy
Sector No 21, Yamunanagar, Nigdi,
Pune - 411 044.





External Audit Report 2021-22

Fixed Assets (Depreciation) 2021-22

(M.Pharm)

Progressive Education Society's
Modern College of Pharmacy (P.G.)
Yamunanagar, Sector No.21, Nigdi
Pune - 411044

Schedule No. 2 : Fixed Assets

Particulars	WDV As On 31st March, 2021	Additions > 180 Days	Additions < 180 Days	Deletion of Assets	Total (Rs.)	Rate	Depreciation	WDV As On 31st March, 2022
Building								
Aluminum Window	70,523.44	-	-	-	70,523.44	10%	7,052.34	63,471.10
Building 08-09	3,441,656.80	-	-	-	3,441,656.80	10%	344,165.68	3,097,491.12
Building 13-14	420,574.70	-	-	-	420,574.70	10%	42,057.47	378,517.23
Building 15-16	325,205.76	-	-	-	325,205.76	10%	32,520.58	292,685.18
Total	4,257,960.70	-	-	-	4,257,960.70		425,796.07	3,832,164.63
Computer								
Computer 11-12	232.25	-	-	-	232.25	40%	92.90	139.35
Computer 12-13	140.21	-	-	-	140.21	40%	56.09	84.13
Computer 13-14	161.69	-	-	-	161.69	40%	64.68	97.02
Computer 14-15	504.40	-	-	-	504.40	40%	201.76	302.64
UPS	5,031.71	-	-	-	5,031.71	40%	2,012.69	3,019.03
Total	6,070.27	-	-	-	6,070.27		2,428.11	3,642.94
Computer Software								
Computer Software 13-14	642.73	-	-	-	642.73	40%	257.09	385.64
Total	642.73	-	-	-	642.73		257.09	385.64
Equipments								
Equipments 08-09	205,087.81	-	-	-	205,087.81	15%	30,763.17	174,324.64
Equipments 09-10	168,941.13	-	-	-	168,941.13	15%	25,341.17	143,599.96
Equipments 10-11	493,780.62	-	-	-	493,780.62	15%	74,067.09	419,713.53
Equipments 11-12	31,812.43	-	-	-	31,812.43	15%	4,771.86	27,040.57
Equipments 12-13	230,756.70	-	-	-	230,756.70	15%	34,613.50	196,143.19
Equipments 13-14	163,959.48	-	-	-	163,959.48	15%	24,593.92	139,365.56
Equipments 14-15	22,040.45	-	-	-	22,040.45	15%	3,306.07	18,734.38
Equipments 15-16	58,485.89	-	-	-	58,485.89	15%	8,772.88	49,713.00
Laboratory Equipments	22,619.69	-	1,840,739.00	-	1,863,358.69	15%	141,448.38	1,721,910.30
Total	1,397,484.21	-	1,840,739.00	-	3,238,223.21		347,678.06	2,890,545.16





Criteria 6: Governance, Leadership and Management



Progressive Education Society's
Modern College of Pharmacy (P.G.)
Yamunanagar, Sector No.21, Nigdi
Pune - 411044

Schedule No. 2 : Fixed Assets

Particulars	WDV As On 31st March, 2021	Additions > 180 Days	Additions < 180 Days	Deletion of Assets	Total (Rs.)	Rate	Depreciation	WDV As On 31st March, 2022
Furniture & Fixture								
Furniture & Fixture 08-09	46,490.46	-	-	-	46,490.46	10%	4,649.05	41,841.42
Furniture & Fixture 10-11	222,690.17	-	-	-	222,690.17	10%	22,269.02	200,421.15
Furniture & Fixture 11-12	206,896.74	-	-	-	206,896.74	10%	20,689.67	186,207.07
Furniture & Fixture 12-13	187,914.44	-	-	-	187,914.44	10%	18,791.44	169,122.99
Furniture & Fixture 13-14	602,558.48	-	-	-	602,558.48	10%	60,255.85	542,302.63
Furniture & Fixture 14-15	44,003.31	-	-	-	44,003.31	10%	4,400.33	39,602.98
Furniture & Fixture 15-16	84,361.36	-	-	-	84,361.36	10%	8,436.14	75,925.22
Electrical Fittings	227,191.03	-	-	-	227,191.03	10%	22,719.10	204,471.93
Total	1,622,105.99	-	-	-	1,622,105.99		1,62,210.60	1,459,895.39
Generator								
Generator	177,169.26	-	-	-	177,169.26	15%	26,575.39	150,593.87
Total	177,169.26	-	-	-	177,169.26		26,575.39	150,593.87
LAB Instrument								
LAB Instrument	31,296.32	-	81,462.00	-	112,758.32	15%	10,804.10	101,954.22
Total	31,296.32	-	81,462.00	-	112,758.32		10,804.10	101,953.42
Library Books								
Library Books 08-09	47.69	-	-	-	47.69	40%	19.08	28.61
Library Books 09-10	35.12	-	-	-	35.12	40%	14.05	21.07
Library Books 10-11	6.10	-	-	-	6.10	40%	2.44	3.66
Library Books 11-12	337.14	-	-	-	337.14	40%	134.86	202.28
Library Books 12-13	249.51	-	-	-	249.51	40%	99.80	149.71
Library Book	34,523.52	67,148.00	-	-	101,671.52	40%	40,668.61	61,002.91
Library Books 13-14	219.36	-	-	-	219.36	40%	87.74	131.62
Library Books 14-15	610.63	-	-	-	610.63	40%	244.25	366.38
Library Books 15-16	206.70	-	-	-	206.70	40%	82.68	124.02
Library Books 16-17	2,446.20	-	-	-	2,446.20	40%	978.48	1,467.72
Total	38,681.96	67,148.00	-	-	105,829.96		42,331.99	63,497.99
Office Equipments								
Air Conditioner	21,052.71	-	-	-	21,052.71	15%	3,157.91	17,894.80
Office Equipments	20,461.85	-	-	-	20,461.85	15%	3,069.28	17,392.57
Office Equipments 12-13	51,526.79	-	-	-	51,526.79	15%	7,729.02	43,797.77
Office Equipments 13-14	25,709.99	-	-	-	25,709.99	15%	3,856.50	21,853.49
Refrigerator	11,420.01	-	-	-	11,420.01	15%	1,713.00	9,707.01
Statue and Painting	78,422.50	-	-	-	78,422.50	15%	11,763.37	66,659.12
Telephone Instrument	6,369.68	-	-	-	6,369.68	15%	955.45	5,414.23
Television	18,554.93	-	-	-	18,554.93	15%	2,783.24	15,771.69
Water Cooler	43,193.40	-	-	-	43,193.40	15%	6,479.01	36,714.39
Smart Board-21-22	-	-	387,040.00	-	387,040.00	15%	29,028.00	358,012.00
Total	276,711.86	-	387,040.00	-	663,751.86		70,534.78	593,217.08
Grand Total	7,808,123.29	67,148.00	2,309,241.00	-	10,184,512.29		1,088,616.18	9,095,896.12





Financial Year 2020-21
External Audit Report
(B. Pharm)



External Audit Report 2020-21

Income & Expenditure Accounts 2020-21

(B.Pharm)

Progressive Education Society's
Modern College of Pharmacy (U.G.)
Yamunanagar, Sector No.21, Nigdi
Pune - 411044

Income And Expenditure Account For The Year Ended 31st March, 2021

Amount For The Year Ended 31st March, 2020	Expenditure	Schedule No.	Amount For The Year Ended 31st March, 2021	Amount For The Year Ended 31st March, 2020	Income	Schedule No.	Amount For The Year Ended 31st March, 2021
-	To Opening Stock		-	24,528,370.00	By Fees Received	7	38,143,230.00
24,214,128.60	To Administrative Expenses	6	20,572,247.34	250,708.00	By Other Receipts	8	279,171.00
2,718,516.24	To Depreciation	2	2,225,298.96	58,264.81	By Interest on SB	9	76,524.00
				170,794.00	By Interest on FD	10	142,815.80
	To Excess of Income over Expenditure transferred to Balance sheet		15,844,194.50	1,924,508.03	By Excess of Expenditure over Income transferred to Balance sheet		
26,932,644.84	Total Rs.		38,641,740.80	26,932,644.84	Total Rs.		38,641,740.80

AS PER MY REPORT OF
EVEN DATE
M.No. 036833
Shri K. Inamdar
CHARTERED ACCOUNTANT
M.No.036833
UDIN :- 21038833AAAAFD7160
30 DEC 2021

For Modern College of Pharmacy

Principal
Modern College of Pharmacy
P.E.S. Modern College of Pharmacy
Sector No.21, Yamunanagar, Nigdi,
Pune - 411 044.



External Audit Report 2020-21

Balance Sheet 2020-21

(B.Pharm)

Progressive Education Society's
Modern College of Pharmacy (U.G.)
Yamunanagar, Sector No.21, Nigdi
Pune - 411044

Balance Sheet as on 31st March, 2021

Amount as on 31st March, 2020	Liabilities	Schedule No.	Amount as on 31st March, 2021	Amount as on 31st March, 2020	Assets	Schedule No.	Amount as on 31st March, 2021
-	Development Fund		-	19,084,568.87	Fixed Assets	2	17,027,876.5
59,278,014.35	Advance from P.E. Society		58,229,565.35	31,124,823.75	Current Assets	3	51,155,928.0
4,017,224.25	Current Liabilities	1	8,018,993.07	2,274,166.09	Investments	4	2,412,268.0
-	Income & Expenditure Account		4,347,514.61	11,496,679.89	Income & Expenditure Account	5	-
63,295,238.60	Total Rs.		70,596,073.03	63,980,238.60	Total Rs.		70,596,073.0



UDIN:-21038833AAAAFD7160
30 DEC 2021

For Modern College of Pharmacy

Principal
Modern College of Pharmacy
P.E.S. Modern College of Pharmacy
Sector No.21, Yamunanagar, Nigdi,
Pune - 411 044.



External Audit Report 2020-21

Fixed Assets (Depreciation) 2020-21

(B.Pharm)

Progressive Education Society's
Modern College of Pharmacy (U.G.)
Yamunanagar, Sector No.21, Nigdi
Pune - 411044

Schedule No. 2 : Fixed Assets

Block of Assets	WDV As On 31st March, 2020	Additions > 180 Days	Additions < 180 Days	Deletion of Assets	Total	Rate	Depreciation	WDV As On 31st March, 2021
Building	10,322,720.75	-	-	-	10,322,720.75	10.00%	1,032,272.08	9,290,448.68
Computer and Software	338,320.73	-	-	-	338,320.73	40.00%	135,328.29	202,992.44
Furniture & Fittings	5,162,164.93	-	-	-	5,162,164.93	10.00%	516,216.49	4,645,948.44
Library Book	107,010.44	22,000.00	35,825.00	-	1,64,835.44	40.00%	58,769.18	106,066.26
Plant and Machinery:-	2,331,879.98	-	-	-	2,331,879.98	15.00%	349,782.00	1,982,097.98
Equipment	736,507.31	-	61,462.00	-	797,969.31	15.00%	115,085.73	640,804.05
Solar Equipments	39,001.93	-	-	-	39,001.93	40.00%	15,600.77	23,401.16
Rack	14,962.80	-	-	-	14,962.80	15.00%	2,244.42	12,718.38
Intangible Asset under development	32,000.00	49,320.00	-	-	81,320.00	-	-	81,320.00
Total	19,084,568.87	71,320.00	97,287.00	-	19,253,175.87		2,225,298.96	17,027,876.91





**Financial Year 2020-21
External Audit Report
(Pharm D)**



External Audit Report 2020-21

Income & Expenditure Accounts 2020-21

(Pharm D)

Progressive Education Society's
Modern College of Pharmacy (Pharm D)
Yamunanagar, Sector No.21, Nigdi
Pune - 411044

Income And Expenditure Account For The Year Ended As On 31st March, 2021

AMOUNT FOR THE YEAR ENDED MARCH 31st 2020	EXPENDITURE	Schedule No.	AMOUNT FOR THE YEAR ENDED MARCH 31st 2021	AMOUNT FOR THE YEAR ENDED MARCH 31st 2020	Income	Schedule No.	AMOUNT FOR THE YEAR ENDED MARCH 31st 2021
4,466,126.00	To Administrative Expenses	4	2,431,954.00	6,020,800.00	By Fees Received	5	4,492,500.00
172,708.00	To Depreciation	3	125,360.45				
1,408,244.00	To Income over Expenditure		1,946,477.55	26,278.94	By Other Receipts	6	11,292.00
6,047,078.00	Total Rs.		4,503,792.00	6,047,078.94	Total Rs.		4,503,792.00

For Modern College of Pharmacy

AS PER MY REPORT OF
EVEN DATE
Shrish K. Inamdar
CHARTERED ACCOUNTANT
M.No. 038833
UDIN: 210388334444EY9709
30 DEC 2021

Principal
Modern College of Pharmacy
Sector No.21, Yamunanagar, Nigdi,
Pune - 411 044.



External Audit Report 2020-21

Balance Sheet 2020-21

(Pharm D)

Progressive Education Society's
Modern College of Pharmacy (Pharm D)
Yamunanagar, Sector No.21, Nigdi
Pune - 411044

Balance Sheet as on 31st March, 2021

Amount as on 31st March, 2020	Liabilities	Schedule No.	Amount as on 31st March, 2021	Amount as on 31st March, 2020	Assets	Schedule No.	Amount as on 31st March, 2021
-	Development Fund		-	545,447.84	Fixed Assets	3	420,087.39
605,015.00	Current Liabilities	1	450,854.00	2,543,888.20	Current Assets	2	4,461,565.20
2,484,321.04	Income and Expenditure Account	7	4,430,798.59				-
3,089,336.04	Total Rs.		4,881,652.59	3,089,336.04	Total Rs.		4,881,652.59

AS PER MY REPORT OF
EVEN DATE
Shrish K. Inamdar
CHARTERED ACCOUNTANT
M.No. 038633
UDIN: 21038833AAAAEY4709
30 DEC 2021

For Modern College of Pharmacy

Principal
P. E. S. Modern College of Pharmacy
Sector No.21, Yamunanagar, Nigdi,
Pune - 411 044.



External Audit Report 2020-21

Fixed Assets (Depreciation) 2020-21

(Pharm D)

Progressive Education Society's
Modern College of Pharmacy (Pharm D)
Yamunanagar, Sector No.21, Nigdi
Pune - 411044

Schedule No. 3 : Fixed Assets

Particulars	WDV As On 31st March, 2020	Additions > 180 Days	Additions < 180 Days	Deletion of Assets	Total (Rs.)	Rate	Depreciation	WDV As On 31st March, 2021
Furniture & Fixture								
Furniture & Fixture 15-16	156,379.50	-		-	156,379.50	10%	15,637.95	140,741.55
Total	156,379.50	-	-	-	156,379.50		15,637.95	140,741.55
Equipments								
Sports material and gym	37,770.53				37,770.53	15%	5,665.58	32,104.95
Freezer	14,800.00				14,800.00	15%	2,220.00	12,580.00
CCTV	24,925.40				24,925.40	15%	3,738.81	21,186.59
LED/LCD	21,273.15				21,273.15	15%	3,190.97	18,082.18
Glassware	84,850.26				84,850.26	15%	12,727.54	72,122.72
Total	183,619.34	-	-	-	183,619.34		27,542.90	156,076.44
Computer								
Computer	44,700.00				44,700.00	40%	17,880.00	26,820.00
Total		-	-	-	44,700.00		17,880.00	26,820.00
Library Books								
Library Books 08-09	160,749.00		-	-	160,749.00	40%	64,299.60	96,449.40
Total	160,749.00	-	-	-	160,749.00		64,299.60	96,449.40
TOTAL	545,447.84	-	-	-	545,447.84		125,360.45	420,087.39





Financial Year 2020-21
External Audit Report
(M. Pharm)



External Audit Report 2020-21

Income & Expenditure Accounts 2020-21

(M. Pharm)

Progressive Education Society's
Modern College of Pharmacy (P.G.)
Yamunanagar, Sector No.21, Nigdi
Pune - 411044

Income And Expenditure Account For The Year Ended As On 31st March, 2021

AMOUNT FOR THE YEAR ENDED MARCH 31st 2020	Expenditure	Schedule No.	AMOUNT FOR THE YEAR ENDED MARCH 31st 2021	AMOUNT FOR THE YEAR ENDED MARCH 31st 2020	Income	Schedule No.	AMOUNT FOR THE YEAR ENDED MARCH 31st 2021
10,771,960.46	To Administrative Expenses	6	9,906,648.79	12,290,000.00	By Fees Received	7	12,100,000.00
1,156,177.48	To Depreciation	2	1,015,838.34	100,200.00	By Other Receipts	8&9	30,741.00
619,761.76	To Excess of Income over Expenditure transfer		1,397,910.12	157,699.70	By Interest on Deposits	10	189,656.25
12,547,899.70	Total Rs.		12,320,397.25	12,547,899.70	Total Rs.		12,320,397.25

AS PER MY REPORT OF
EVEN DATE
M.No. 038833
Chartered Accountant
M.No. 038833

UDIN/21038833/AAAA/EV2653
30 DEC 2021

For Modern College of Pharmacy

Principal
P. E. S. Modern College of Pharmacy
Sector No.21, Yamunanagar, Nigdi,
Pune - 411 044.



External Audit Report 2020-21

Balance Sheet 2020-21

(M. Pharm)

Progressive Education Society's
Modern College of Pharmacy (P.G.)
Yamunanagar, Sector No.21, Nigdi
Pune - 411044

Balance Sheet as on 31st March, 2021

Amount as on 31st March, 2020	Liabilities	Schedule No.	Amount as on 31st March, 2021	Amount as on 31st March, 2020	Assets	Schedule No.	Amount as on 31st March, 2021
-	Capital Account		-	8,823,956.89	Fixed Assets	2	7,808,118.55
1,541,612.68	Current Liabilities	1	5,134,469.68	6,845,590.00	Current Assets	3	13,409,711.21
22,336,665.00	Advance from PE Society		21,575,384.00	1,631,630.70	Investments	4	2,053,665.95
15,135,935.50	Loan (Advance Branch Units)		16,876,767.50	21,713,035.59	Income & Expenditure Account	5	20,315,125.47
39,014,213.18	Total Rs.		43,586,621.18	39,014,213.18	Total Rs.		43,586,621.18



AS PER MY REPORT OF
EVEN DATE

Shrish K. Inamdar
CHARTERED ACCOUNTANT
M.No. 038833

UDIN: 21038833AAAAFV2653

30 DEC 2021

For Modern College of Pharmacy

Principal

P. G. Modern College of Pharmacy
Sector No.21, Yamunanagar, Nigdi,
Pune - 411 044.



External Audit Report 2020-21

Fixed Assets (Depreciation) 2020-21

(M. Pharm)

Progressive Education Society's
Modern College of Pharmacy (P.G.)
Yamunanagar, Sector No.21, Nigdi
Pune - 411044

Schedule No. 2 : Fixed Assets

Particulars	WDV As On 31st March, 2020	Additions > 180 Days	Additions < 180 Days	Deletion of Assets	Total (Rs.)	Rate	Depreciation	WDV As On 31st March, 2021
Building								
Aluminum Window	78,359.38	-	-	-	78,359.38	10%	7,835.94	70,523.44
Building 08-09	3,824,063.11	-	-	-	3,824,063.11	10%	382,406.31	3,441,656.80
Building 13-14	467,305.22	-	-	-	467,305.22	10%	46,730.52	420,574.70
Building 15-16	361,339.73	-	-	-	361,339.73	10%	36,133.97	325,205.76
Total	4,731,067.44	-	-	-	4,731,067.44		473,106.74	4,257,960.70
Computer								
Computer 11-12	386.32	-	-	-	386.32	40%	154.53	231.79
Computer 12-13	233.69	-	-	-	233.69	40%	93.48	140.21
Computer 13-14	269.49	-	-	-	269.49	40%	107.80	161.69
Computer 14-15	840.67	-	-	-	840.67	40%	336.27	504.40
UPS	8,386.99	-	-	-	8,386.99	40%	3,354.80	5,032.19
Total	10,117.16	-	-	-	10,117.16		4,046.88	6,070.28
Computer Software								
Computer Software 13-14	1,071.22	-	-	-	1,071.22	40%	428.49	642.73
Total	1,071.22	-	-	-	1,071.22		428.49	642.73
Equipments								
Equipments 08-09	241,279.78	-	-	-	241,279.78	15%	36,191.97	205,087.81
Equipments 09-10	198,754.27	-	-	-	198,754.27	15%	29,813.14	168,941.13
Equipments 10-11	580,918.38	-	-	-	580,918.38	15%	87,137.76	493,780.62
Equipments 11-12	37,426.39	-	-	-	37,426.39	15%	5,613.96	31,812.43
Equipments 12-13	271,478.47	-	-	-	271,478.47	15%	40,721.77	230,756.70
Equipments 13-14	192,893.51	-	-	-	192,893.51	15%	28,934.03	163,959.48
Equipments 14-15	25,929.03	-	-	-	25,929.03	15%	3,889.35	22,039.68
Equipments 15-16	68,806.95	-	-	-	68,806.95	15%	10,321.04	58,485.91
Labrotory Equipments	26,611.42	-	-	-	26,611.42	15%	3,991.71	22,619.71
Total	1,644,098.20	-	-	-	1,644,098.20		246,614.73	1,397,483.47





Criteria 6: Governance, Leadership and Management



Progressive Education Society's
Modern College of Pharmacy (P.G.)
Yamunanagar, Sector No.21, Nigdi
Pune - 411044

Schedule No. 2 : Fixed Assets

Particulars	WDV As On 31st March, 2020	Additions > 180 Days	Additions < 180 Days	Deletion of Assets	Total (Rs.)	Rate	Depreciation	WDV As On 31st March, 2021
Furniture & Fixture								
Furniture & Fixture 08-09	51,656.07	-	-	-	51,656.07	10%	5,165.61	46,490.46
Furniture & Fixture 10-11	247,433.52	-	-	-	247,433.52	10%	24,743.35	222,690.17
Furniture & Fixture 11-12	229,885.27	-	-	-	229,885.27	10%	22,988.53	206,896.74
Furniture & Fixture 12-13	208,793.82	-	-	-	208,793.82	10%	20,879.38	187,914.44
Furniture & Fixture 13-14	669,509.42	-	-	-	669,509.42	10%	66,950.94	602,558.48
Furniture & Fixture 14-15	48,892.57	-	-	-	48,892.57	10%	4,889.26	44,003.31
Furniture & Fixture 15-16	93,734.84	-	-	-	93,734.84	10%	9,373.49	84,361.35
Electrical Fittings	252,434.47	-	-	-	252,434.47	10%	25,243.45	227,191.02
Total	1,802,339.98	-	-	-	1,802,339.98		180,234.01	1,622,105.97
Generator	208,434.42	-	-	-	208,434.42	15%	31,265.16	177,169.26
Total	208,434.42	-	-	-	208,434.42		31,265.16	177,169.26
LAB Instrument	36,819.20	-	-	-	36,819.20	15%	5,522.88	31,296.32
Total	36,819.20	-	-	-	36,819.20		5,522.88	31,296.32
Library Books								
Library Books 08-09	79.48	-	-	-	79.48	40%	31.79	47.69
Library Books 09-10	58.54	-	-	-	58.54	40%	23.42	35.12
Library Books 10-11	10.16	-	-	-	10.16	40%	4.06	6.10
Library Books 11-12	561.90	-	-	-	561.90	40%	224.76	337.14
Library Books 12-13	414.85	-	-	-	414.85	40%	166.34	248.51
Library Book	57,539.20	-	-	-	57,539.20	40%	23,015.68	34,523.52
Library Books 13-14	364.10	-	-	-	364.10	40%	146.24	217.86
Library Books 14-15	1,017.21	-	-	-	1,017.21	40%	407.08	610.13
Library Books 15-16	344.00	-	-	-	344.00	40%	137.80	206.20
Library Books 16-17	4,076.50	-	-	-	4,076.50	40%	1,630.78	2,445.72
Total	64,465.94	-	-	-	64,465.94		25,787.95	38,677.99
Office Equipments								
Air Conditioner	24,767.91	-	-	-	24,767.91	15%	3,715.18	21,052.73
Office Equipments	24,072.78	-	-	-	24,072.78	15%	3,610.91	20,461.87
Office Equipments 12-13	60,619.75	-	-	-	60,619.75	15%	9,092.96	51,526.79
Office Equipments 13-14	30,247.05	-	-	-	30,247.05	15%	4,537.06	25,709.99
Refrigerator	13,435.29	-	-	-	13,435.29	15%	2,015.30	11,419.99
Statue and Painting	92,261.76	-	-	-	92,261.76	15%	13,839.26	78,422.50
Telephone Instrument	7,493.72	-	-	-	7,493.72	15%	1,124.06	6,369.66
Television	21,829.29	-	-	-	21,829.29	15%	3,274.40	18,554.89
Water Cooler	50,815.78	-	-	-	50,815.78	15%	7,622.37	43,193.41
Total	325,543.33	-	-	-	325,543.33		48,831.50	276,711.83
Grand Total	8,823,956.89	-	-	-	8,823,956.89		1,015,838.34	7,808,118.55





Financial Year 2019-20
External Audit Report
(B. Pharm)



External Audit Report 2019-20

Income & Expenditure Accounts 2019-20

(B. Pharm)

Progressive Education Society's
Modern College of Pharmacy (U.G.) Yamunanagar, Sector No.21, Nigdi

Income And Expenditure Account For The Year Ended 31st March, 2020

Amount For The Year Ended 31st March, 2019	Expenditure	Schedule No.	Amount For The Year Ended 31st March, 2020	Amount For The Year Ended 31st March, 2019	Income	Schedule No.	Amount For The Year Ended 31st March, 2020
-	To Opening Stock		-	24,528,370.00	By Fees Received	7	29,496,292.00
2,42,14,128.60	To Administrative Expenses	6	24,517,982.00	250,708.00	By Other Receipts	8	143,418.36
27,18,516.24	To Depreciation	2	2,640,324.70	58,264.81	By Interest on SB	9	109,230.00
				170,794.00	By Interest on FD	10	137,317.09
	To Excess of Income over Expenditure transferred to Balance sheet		2,727,950.75	1,924,508.03	By Excess of Expenditure over Income transferred to Balance sheet		-
2,69,32,644.84	Total Rs.		29,886,257.45	2,69,32,644.84	Total Rs.		29,886,257.45



AS PER MY REPORT OF
EVEN DATE
Shrish K. Inamdar
CHARTERED ACCOUNTANT
M. No. 038833

UDIN: 20038833AAAACV8986

26 NOV 2020

(Signature)
P. E. S. Modern College of Pharmacy
Yamunanagar, Sector No.21, Nigdi,
Pune - 411 044.





External Audit Report 2019-20

Balance Sheet 2019-20

(B. Pharm)

Progressive Education Society's
Modern College of Pharmacy (U.G.) Yamunanagar, Sector No.21, Nigdi
Pune - 411044

Balance Sheet as on 31st March, 2020


Amount as on 31st March, 2019	Liabilities	Schedule No.	Amount as on 31st March, 2020	Amount as on 31st March, 2019	Assets	Schedule No.	Amount as on 31st March, 2020
-	Development Fund		-	21,310,937.97	Fixed Assets	2	19,084,568.87
60,236,845.35	Advance from P.E. Society		59,278,014.35	26,499,860.14	Current Assets	3	31,124,823.75
4,421,915.40	Current Liabilities	1	4,702,224.25	2,623,331.82	Investments	4	2,274,166.09
				14,224,630.84	Income & Expenditure Account	5	11,496,679.89
64,658,760.75	Total Rs.		63,980,238.60	64,658,760.77	Total Rs.		63,980,238.60

AS PER MY REPORT OF
EVEN DATE

Shrish K. Inamdar
CHARTERED ACCOUNTANT
M.No. 038833

UDIN: 20038833AAAAV8986

26 NOV 2020


Principal
P. E. S. Modern College of Pharmacy
Yamunanagar, Sector No.21, Nigdi,
Pune - 411 044.





External Audit Report 2019-20

Fixed Assets (Depreciation) 2019-20

(B. Pharm)

Progressive Education Society's
Modern College of Pharmacy (U.G.) Yamunanagar, Sector No.21, Nigdi
Pune - 411044

Schedule No. 2 : Fixed Assets

Block of Assets	WDV as on 31st March, 2019	Additions > 180 Days	Additions < 180 Days	Deletion of Assets	Total	Rate	Depreciation	WDV As On 31st March, 2020
Building	1,14,69,689.72	-	-	-	1,14,69,689.72	10%	1,146,968.97	10,322,720.75
Computer and Softwar	58,067.88	5,05,800.00	-	-	5,63,867.88	40%	225,547.15	338,320.73
Furniture & Fittings	57,35,738.79	-	-	-	57,35,738.79	10%	573,573.88	5,162,164.90
Library Book	1,38,234.07	26,750.00	10,025.00	-	1,75,009.07	40%	67,998.63	107,010.44
Plant and Machinery:-	28,02,728.31	-	5,204.00	-	28,07,932.31	15%	437,050.36	2,370,881.93
Equipment	8,66,479.20	-	-	-	8,66,479.20	15%	129,971.88	736,507.32
Solar Equipments	2,08,000.00	-	-	1,50,000.00	58,000.00	40%	58,000.00	-
Rack	-	-	16,176.00	-	16,176.00	15%	1,213.20	14,962.80
Intangible Asset under development	32,000.00	-	-	-	32,000.00	0%	-	32,000.00
Total	2,13,10,937.97	5,32,550.00	31,405.00	1,50,000.00	2,17,24,892.97		2,640,324.07	19,084,568.87





Criteria 6: Governance, Leadership and Management



Progressive Education Society's Modern College of Pharmacy (U.G.) Yamunanagar, Sector No.21, Nigdi Pune - 411044

Schedule No. 2 : Fixed Assets

Particulars	WDV as on 31st March, 2019	Additions > 180 Days	Additions < 180 Days	Deletion of Assets	Total	Rate	Depreciation	WDV As On 31st March, 2020
Building	1,14,69,689.72	-	-	-	1,14,69,689.72	10%	11,46,968.97	1,03,22,720.75
Computer and Software								
Computer	27,391.04	74,500.00	-	-	1,01,891.04	40%	40,756.42	61,134.62
Computer Software	29,405.73	60,000.00	-	-	89,405.73	40%	35,762.29	53,643.44
Computer System	1,271.11	3,71,300.00	-	-	3,72,571.11	40%	1,49,028.44	2,23,542.67
Sub total	58,067.88	5,05,800.00	-	-	5,63,867.88	40%	2,25,547.15	3,38,320.73
Furniture & Fittings								
Furniture	44,20,603.38	-	-	-	44,20,603.38	10%	4,42,060.34	39,78,543.04
Electric Fitting	13,11,730.44	-	-	-	13,11,730.44	10%	1,31,173.04	11,80,557.40
Book Case	3,404.97	-	-	-	3,404.97	10%	340.50	3,064.46
Sub total	57,35,738.79	-	-	-	57,35,738.79	10%	5,73,573.88	51,62,164.90
Rack			16,176.00		16,176.00	15%	1,213.20	14,962.80
Library Book	1,38,234.07	26,750.00	10,025.00	-	1,75,009.07	40%	67,998.63	1,07,010.44
Plant and Machinery:-								
Lab Equipment:-								
Lab Equipment	24,31,557.08	-	5,204.00	-	24,36,761.08	15%	3,65,123.86	20,71,637.22
Library Equipment	11,902.40	-	-	-	11,902.40	15%	1,785.36	10,117.04
ABC Cylleder	409.35	-	-	-	409.35	15%	61.40	347.95
Lab.Glassware / Lab. Ware	52,666.97	-	-	-	52,666.97	15%	7,900.05	44,766.92
Other Machineries								
Machineries	43,588.58	-	-	-	43,588.58	15%	6,538.29	37,050.29
Photocopying Machine	1,74,627.69	-	-	-	1,74,627.69	15%	26,194.15	1,48,433.54
Sound System	11,744.86	-	-	-	11,744.86	15%	1,761.73	9,983.13
SPPU QIP Equipment	37,911.03	-	-	-	37,911.03	40%	15,164.41	22,746.62
SPPU QIP Sport Equipment	27,092.18	-	-	-	27,092.18	40%	10,836.87	16,255.31
Sports Material	11,228.17	-	-	-	11,228.17	15%	1,684.23	9,543.94
Sub total	28,02,728.31	-	5,204.00		28,07,932.31	15%	4,37,050.36	23,70,881.95



Criteria 6: Governance, Leadership and Management



Progressive Education Society's Modern College of Pharmacy (U.G.) Yamunanagar, Sector No.21, Nigdi Pune - 411044

Schedule No. 2 : Fixed Assets (Continue)

Particulars	WDV as on 31st March, 2019	Additions > 180 Days	Additions < 180 Days	Deletion of Assets	Total	Rate	Depreciation	WDV As On 31st March, 2020
Equipment								
Office Equipment:-								
Air Cooler	11,899.55	-	-	-	11,899.55	15%	1,784.93	10,114.62
Camera	3,425.04	-	-	-	3,425.04	15%	513.76	2,911.28
CCTV	2,18,214.61	-	-	-	2,18,214.61	15%	32,732.19	1,85,482.42
Data Projector	12,857.71	-	-	-	12,857.71	15%	1,928.66	10,929.05
Dead Stock	172.45	-	-	-	172.45	15%	25.87	146.58
DLP Projector	1,50,053.50	-	-	-	1,50,053.50	15%	22,508.03	1,27,545.48
Printer-								
H.P.Laser Printer	19,269.47	-	-	-	19,269.47	15%	2,890.42	16,379.05
Sharp AR 5320N	24,776.44	-	-	-	24,776.44	15%	3,716.47	21,059.97
L C D	4,014.37	-	-	-	4,014.37	15%	602.16	3,412.21
LED TV 15-16	39,672.48	-	-	-	39,672.48	15%	5,950.87	33,721.61
Micro Oven	6,419.13	-	-	-	6,419.13	15%	962.87	5,456.26
Mobile	2,658.22	-	-	-	2,658.22	15%	398.73	2,259.49
Other Office Equipment	3,02,324.25	-	-	-	3,02,324.25	15%	45,348.64	2,56,975.61
Other Assets	70,721.98	-	-	-	70,721.98	15%	10,608.30	60,113.68
Sub total	8,66,479.20	-	-	-	8,66,479.20	15%	1,29,971.88	7,36,507.32
SPPU- QIP- Solar Equipments	2,08,000.00	-	-	1,50,000.00	58,000.00	40%	58,000.00	-
Intangible Asset under development								
Patent WIP	32,000.00	-	-	-	32,000.00	-	-	32,000.00
Sub total	32,000.00	-	-	-	32,000.00	-	-	32,000.00
Total	2,13,10,937.97	5,32,550.00	31,405.00	1,50,000.00	2,17,24,892.97		26,40,324.07	1,90,84,568.92





Financial Year 2019-20
External Audit Report
(Pharm D)



External Audit Report 2019-20

Income & Expenditure Accounts 2019-20

(Pharm D)

Progressive Education Society's
Modern College of Pharmacy (Pharm D) Yamunanagar, Sector No.21, Nigdi
Pune - 411044

Income And Expenditure Account For The Year Ended As On 31st March, 2019

AMOUNT FOR THE YEAR ENDED MARCH 31st 2019	EXPENDITURE	Schedule No.	AMOUNT FOR THE YEAR ENDED MARCH 31st 2020	AMOUNT FOR THE YEAR ENDED MARCH 31st 2019	Income	Schedule No.	AMOUNT FOR THE YEAR ENDED MARCH 31st 2020
18,99,342.80	To Administrative Expenses	4	44,66,126.10	30,04,500.00	By Fees Received	5	60,20,800.00
44,345.00	To Depreciation	3	1,72,708.00	15,264.00	By Other Receipts	6	26,278.94
10,76,076.20	To Income over Expenditure		14,08,244.84				
30,19,764.00	Total Rs.		60,47,078.94	30,19,764.0	Total Rs.		60,47,078.94



AS PER MY REPORT OF
EVEN DATE

Shrish K. Inamdar
CHARTERED ACCOUNTANT
M.No.038833

UDIN:- 20038833AAAACW4758
26 NOV 2020

(Signature)
Principal
P. E. S. Modern College of Pharmacy
Yamunanagar, Sector No.21, Nigdi,
Pune - 411 044.





External Audit Report 2019-20

Balance Sheet 2019-20

(Pharm D)

Progressive Education Society's
Modern College of Pharmacy (Pharm D)
Yamunanagar, Sector No.21, Nigdi Pune - 411044

Balance Sheet as on 31st March, 2020

Amount as on 31st March,	Liabilities	Schedule No.	Amount as on 31st March,	Amount as on 31st March,	Assets	Schedule No.	Amount as on 31st March,
-	Development Fund		-	2,26,555.00	Fixed Assets	3	5,45,447.84
7,72,229.80	Current Liabilities	1	6,05,015.00	16,21,751.00	Current Assets	2	25,43,888.20
10,76,076.20	Income and Expenditure Account	7	24,84,321.04				-
18,48,306.00	Total Rs.		30,89,336.04	18,48,306.00	Total Rs.		30,89,336.04




AS PER MY REPORT OF
EVEN DATE

Shrish K. Inamdar
CHARTERED ACCOUNTANT
M.No.038833

UDIN: 20038833AAAAU4758

26 NOV 2020


Principal
P. E. S. Modern College of Pharmacy
Yamunanagar, Sector No.21, Nigdi,
Pune - 411 044.





External Audit Report 2019-20

Fixed Asset (Depreciation) 2019-20

(Pharm D)

Progressive Education Society's Modern College of Pharmacy (Pharm D) Yamunanagar, Sector No.21, Nigdi
Pune - 411044

Schedule No. 3 : Fixed Assets

Particulars	WDV As On 31st March, 2019	Additions > 180 Days	Additions < 180 Days	Deletion of Assets	Total (Rs.)	Rate	Depreciation
Furniture & Fixture							
Furniture & Fixture 15-16	1,73,755.00	-		-	1,73,755.00	10%	17,375.50
Total	1,73,755.00	-	-	-	1,73,755.00		17,375.50
Equipments							
Sports material and Freezer			40,833.00		40,833.00	15%	3,062.48
CCTV			16,000.00		16,000.00	15%	1,200.00
LED/LCD		29,324.00		-	29,324.00	15%	4,398.60
Glassware			22,998.00		22,998.00	15%	1,724.85
		13,576.84	79,254.00		92,830.84	15%	7,980.58
Total	-	42,900.84	1,59,085.00	-	2,01,985.84		18,366.50
computer							
computer		74,500.00			74,500.00	40%	29,800.00
Total		74,500.00	-	-	74,500.00		29,800.00
Library Books							
Library Books 08-09	52,800.00	2,15,115.00	-	-	2,67,915.00	40%	1,07,166.00
Total	52,800.00	2,15,115.00	-	-	2,67,915.00		1,07,166.00
TOTAL	2,26,555.00	3,32,515.84	1,59,085.00	-	7,18,155.84		1,72,708.00



Financial Year 2019-20
External Audit Report
(M. Pharm)



External Audit Report 2019-20

Income & Expenditure Accounts 2019-20

(M. Pharm)

Income And Expenditure Account For The Year Ended As On 31st March, 2020


AMOUNT FOR THE YEAR ENDED MARCH 31st 2019	Expenditure	Schedule No.	AMOUNT FOR THE YEAR ENDED MARCH 31st 2020	AMOUNT FOR THE YEAR ENDED MARCH 31st 2019	Income	Schedule No.	AMOUNT FOR THE YEAR ENDED MARCH 31st 2020
1,27,52,866.19	To Administrative Expenses To	6	1,07,71,960.46	1,00,00,000.00	By Fees Received By Other Receipts	7	1,22,90,000.00
12,75,935.11	Depreciation	2	11,56,177.48	7,21,122.00	By Interest on Deposits	8&9	1,00,200.00
	To Excess of Income over Expenditure transfer to Balance Sheet		6,19,761.76	2,40,595.20	By Excess of Expenditure over Income	10	1,57,699.70
				30,67,084.10	transfer to Balance Sheet		
1,40,28,801.30	Total Rs.		12,547,899.70	1,40,28,801.30	Total Rs.		12,547,899.70

AS PER MY REPORT OF
EVEN DATE


Shrish K. Inamdar
CHARTERED ACCOUNTANT
M.No. 038833

UDIN: 20038833 AAAAC58742

26 NOV 2020


Principal
P. E. S. Modern College of Pharmacy
Yashwanagar, Sector No.21, Nigdi,
Pune - 411 044.



External Audit Report 2019-20

Balance Sheet 2019-20

(M. Pharm)

Progressive Education Society's
Modern College of Pharmacy (P.G.)
Yamunanagar, Sector No.21, Nigdi Pune - 411044

Balance Sheet as on 31st March, 2020

Amount as on 31st March, 2019	Liabilities	Schedule No.	Amount as on 31st March, 2020	Amount as on 31st March, 2019	Assets	Schedule No.	Amount as on 31st March, 2020
-	Capital Account	1		98,51,982.38	Fixed Assets	2	8,823,956.89
3,93,73,805.68	Current Liabilities		23,878,277.68	58,14,520.96	Current Assets	3	6,845,590.00
	Loan (Advance Branch Units)		15,135,935.50	13,74,505.00	Investments	4	1,631,630.70
				2,23,32,797.36	Income & Expenditure Account	5	21,713,035.59
3,93,73,805.68	Total Rs.		39,014,213.18	3,93,73,805.70	Total Rs.		39,014,213.18



AS PER MY REPORT OF
EVEN DATE

Shrish K. Inamdar
CHARTERED ACCOUNTANT
M.No.038833

UDIN: 20038833AAAA198742

6 NOV 2020



(Signature)
Principal

P. E. S. Modern College of Pharmacy
Sector No.21, Yamunanagar, Nigdi,
Pune - 411 044.



External Audit Report 2019-20

Fixed Asset (Depreciation) 2019-20

(M. Pharm)

Progressive Education Society's
Modern College of Pharmacy (P.G.)
Yamunanagar, Sector No.21, Nigdi Pune - 411044

Schedule No :2 Fixed Assets

Particulars	WDV As On 31st March, 2019	Additions > 180 Days	Additions < 180 Days	Deletion of Assets	Total (Rs.)	Rate	Depreciation	WDV As On 31st March, 2020
Building	87,065.98	-	-	-	87,065.98	10%	8,706.60	78,359.38
Aluminum Window	42,48,959.01	-	-	-	42,48,959.01	10%	4,24,895.90	38,24,063.11
Building 08-09	5,19,228.02	-	-	-	5,19,228.02	10%	51,922.80	4,67,305.22
Building 13-14	4,01,488.59	-	-	-	4,01,488.59	10%	40,148.86	3,61,339.73
Building 15-16								
Total	52,56,741.60	-	-	-	52,56,741.60		525,674.16	47,31,067.44
Computer	645.14	-	-	-	645.14	40%	258.06	387.08
Computer 11-12	389.49	-	-	-	389.49	40%	155.80	233.69
Computer 12-13	449.15	-	-	-	449.15	40%	179.66	269.49
Computer 13-14	1,401.12	-	-	-	1,401.12	40%	560.45	840.67
Computer 14-15 UPS	13,976.99	-	-	-	13,976.99	40%	5,590.80	8,386.19
Total	16,861.89	-	-	-	16,861.89		6,744.76	10,117.91
Computer Software								
Computer Software 13-14	1,785.37	-	-	-	1,785.37	40%	714.15	1,071.22
Total	1,785.37	-	-	-	1,785.37		714.15	1,071.22
Equipments	2,83,858.57	-	-	-	2,83,858.57	15%	42,578.79	2,41,279.78
Equipments 08-09	2,33,828.55	-	-	-	2,33,828.55	15%	35,074.28	1,98,754.27
Equipments 09-10	6,83,433.39	-	-	-	6,83,433.39	15%	1,02,515.01	5,80,918.38
Equipments 10-11	44,031.05	-	-	-	44,031.05	15%	6,604.66	37,426.39
Equipments 11-12	3,19,386.43	-	-	-	3,19,386.43	15%	47,907.96	2,71,478.47
Equipments 12-13	2,26,933.54	-	-	-	2,26,933.54	15%	34,040.03	1,92,893.51
Equipments 13-14	30,504.74	-	-	-	30,504.74	15%	4,575.71	25,929.03
Equipments 14-15	80,949.35	-	-	-	80,949.35	15%	12,142.40	68,806.94
Total	19,34,233.17	-	-	-	19,34,233.17		2,90,134.98	16,44,098.20





Criteria 6: Governance, Leadership and Management



Progressive Education Society's
Modern College of Pharmacy (P.G.)
Yamunanagar, Sector No.21, Nigdi Pune - 411044
Schedule No :2 Fixed Assets (continued)

Particulars	WDV As On 31st March, 2019	Additions > 180 Days	Additions < 180 Days	Deletion of Assets	Total (Rs.)	Rate	Depreciation	WDV As On 31st March, 2020
Furniture & Fixture	57,395.63	-	-	-	57,395.63	10%	5,739.56	51,656.07
& Fixture 08-09 Furniture &	2,74,926.13	-	-	-	2,74,926.13	10%	27,492.61	2,47,433.52
Fixture 10-11 Furniture &	2,55,428.08	-	-	-	2,55,428.08	10%	25,542.81	2,29,885.27
Fixture 11-12 Furniture &	2,31,993.13	-	-	-	2,31,993.13	10%	23,199.31	2,08,793.82
Fixture 12-13 Furniture &	7,43,899.36	-	-	-	7,43,899.36	10%	74,389.94	6,69,509.42
Fixture 13-14 Furniture &	54,325.08	-	-	-	54,325.08	10%	5,432.51	48,892.57
Fixture 14-15 Furniture &	1,04,149.82	-	-	-	1,04,149.82	10%	10,414.98	93,734.84
Fixture 15-16 Electrical Fittings	2,80,482.75	-	-	-	2,80,482.75	10%	28,048.28	2,52,434.48
Total	20,02,599.98	-	-	-	20,02,599.98		2,00,260.00	18,02,339.98
Generator	2,45,216.96	-	-	-	2,45,216.96	15%	36,782.54	2,08,434.42
Total	2,45,216.96	-	-	-	2,45,216.96		36,782.54	2,08,434.42
LAB Instrument			46,024.00		46,024.00	40%	9,204.80	36,819.20
Total	-	-	46,024.00	-	46,024.00		9,204.80	36,819.20
Library Books	132.46	-	-	-	132.46	40%	52.98	79.48
Library Books 08-09	97.56	-	-	-	97.56	40%	39.02	58.54
Library Books 09-10	16.93	-	-	-	16.93	40%	6.77	10.16
Library Books 10-11	936.50	-	-	-	936.50	40%	374.60	561.90
Library Books 11-12	693.09	-40,832.00	-41,300.00	-	693.09	40%	277.24	415.85
Library Books 12-13 Library	609.34	-	-	-	82,132.00	40%	24,592.80	57,539.20
Book Library Books 13-14	1,696.18	-	-	-	609.34	40%	243.74	365.60
Total	11,551.22	40,832.00	41,300.00	-	93,683.22		29,213.29	64,469.94
Office Equipments	29,138.69	-	-	-	29,138.69	15%	4,370.80	24,767.89
Conditioner Office	28,320.89	-	-	-	28,320.89	15%	4,248.13	24,072.76
Equipments	71,317.35	-	-	-	71,317.35	15%	10,697.60	60,619.75
Office Equipments 12-13	35,584.76	-	-	-	35,584.76	15%	5,337.71	30,247.05
Office Equipments 13-14	15,806.25	-	-	-	15,806.25	15%	2,370.94	13,435.31
Refrigerator	1,08,543.25	-	-	-	1,08,543.25	15%	16,281.49	92,261.76
Statue and Painting	8,816.17	-	-	-	8,816.17	15%	1,322.43	7,493.74
Telephone Instrument	25,681.57	-	-	-	25,681.57	15%	3,852.24	21,829.33
Television	59,783.26	-	-	-	59,783.26	15%	8,967.49	50,815.77
Water Cooler		-	-	-				
Total	3,82,992.19	-	-	-	3,82,992.19		57,448.81	3,25,543.37
Grand Total	98,51,982.38	40,832.00	87,324.00	-	99,80,138.38		11,56,177.48	88,23,960.89





Financial Year 2018-19
External Audit Report
(B. Pharm)



External Audit Report 2018-19

Income & Expenditure Accounts 2018-19

(B. Pharm)

Progressive Education Society's
Modern College of Pharmacy (U.G.)
Yamunanagar, Sector No.21, Nigdi

Income And Expenditure Account For The Year Ended As On 31st March, 2019

Amount as on 31st March, 2018	Expenditure	Schedule No.	Amount as on 31st March, 2019	Amount as on 31st March, 2018	Income	Schedule No.	Amount as on 31st March, 2019
-	To Opening Stock		-	2,35,78,616.00	By Fees Received	7	2,45,28,370.00
2,29,10,165.42	To Administrative Expenses	6	2,42,14,128.60	3,05,560.00	By Other Receipts	8	2,50,708.00
30,36,080.86	To Depreciation	2	27,18,516.24	46,086.00	By Interest on SB	9	58,264.81
				4,05,994.30	By Interest on FD	10	1,70,794.00
				16,09,989.98	By Excess of Expenditure over Income transferred to Balance Sheet		19,24,508.03
2,59,46,246.28	Total Rs.		2,69,32,644.84	2,59,46,246.28	Total Rs.		2,69,32,644.84



AS PER MY REPORT OF
EVEN DATE
2
Shrish K. Inamdar
CHARTERED ACCOUNTANT
M.No.038833

25 SEP 2019



P. E. S. Modern College of Pharmacy
Yamunanagar, Sector No.21, Nigdi,
Pune - 411 044.



External Audit Report 2018-19

Balance Sheet 2018-19

(B. Pharm)

Progressive Education Society's
Modern College of Pharmacy (U.G.)
Yamunanagar, Sector No.21, Nigdi
Pune - 411044

Balance Sheet as on 31st March, 2019

Amount as on 31st March, 2018	Liabilities	Schedule No.	Amount as on 31st March, 2019	Amount as on 31st March, 2018	Assets	Schedule No.	Amount as on 31st March, 2019
	Development Fund			2,39,25,635.19	Fixed Assets	2	2,13,10,937.95
5,93,79,359.35	Advance from P.E. Society		6,02,36,845.35	2,70,47,447.79	Current Assets	3	2,64,99,860.14
59,21,229.00	Current Liabilities	1	44,21,915.40	20,27,382.56	Investments	4	26,23,331.82
				1,23,00,122.81	Income & Expenditure Account	5	1,42,24,630.84
6,53,00,588.35	Total Rs.		6,46,58,760.75	6,53,00,588.35	Total Rs.		6,46,58,760.75


AS PER MY REPORT OF
EVEN DATE



Shrish K. Inamdar
CHARTERED ACCOUNTANT
M.No.038833

25 SEP 2019




Principal
P. E. S. Modern College of Pharmacy
Yamunanagar, Sector No.21, Nigdi,
Pune - 411 044.



External Audit Report 2018-19

Fixed Assets (Depreciation) 2018-19

(B. Pharm)

Progressive Education Society's
Modern College of Pharmacy (U.G.)
Yamunanagar, Sector No.21, Nigdi
Pune - 411044

Schedule No. 2 : Fixed Assets

Block of Assets	WDV as on 31st March, 2018	Additions > 180 Days	Additions < 180 Days	Deletion of Assets	Total	Rate	Depreciation	WDV As On 31st March, 2019
Building	1,27,44,099.69	-	-	-	1,27,44,099.69	10%	12,74,409.97	1,14,69,689.72
Computer and Software	96,779.79	-	-	-	96,779.79	40%	38,711.92	58,067.87
Furniture & Fittings	62,67,707.11	-	99,792.00	-	63,67,499.11	10%	6,31,760.31	57,35,738.79
Library Book	1,27,917.79	36,707.00	49,324.00	-	2,13,948.79	40%	75,714.72	1,38,234.07
Plant and Machinery:-	32,97,327.35	-	-	-	32,97,327.36	15%	4,94,599.11	28,02,728.25
Equipment	9,99,803.43	-	17,996.00	-	10,17,799.43	15%	1,51,320.21	8,66,479.21
Solar Equipments	3,60,000.00	-	-	1,00,000.00	2,60,000.00	40%	52,000.00	2,08,000.00
Intangible Asset under development	32,000.00	-	-	-	32,000.00	0%	-	32,000.00
Total	2,39,25,635.16	36,707.00	1,67,112.00	1,00,000.00	2,40,29,454.17		27,18,516.24	2,13,10,937.95





Criteria 6: Governance, Leadership and Management



Progressive Education Society's
Modern College of Pharmacy (U.G.)
Yamunanagar, Sector No.21, Nigdi
Pune - 411044

Schedule No. 2 : Fixed Assets

Particulars	WDV as on 31st March, 2018	Additions > 180 Days	Additions < 180 Days	Deletion of Assets	Total	Rate	Depreciation	WDV As On 31st March, 2019
Building	1,27,44,099.69	-	-	-	1,27,44,099.69	10%	12,74,409.97	1,14,69,689.72
Computer and Software								
Computer	45,651.73	-	-	-	45,651.73	40%	18,260.69	27,391.04
Computer Software	49,009.55	-	-	-	49,009.55	40%	19,603.82	29,405.73
Computer System	2,118.51	-	-	-	2,118.51	40%	847.40	1,271.11
Sub total	96,779.79	-	-	-	96,779.79	40%	38,711.92	58,067.87
Furniture & Fittings								
Furniture	48,06,445.53	-	99,792.00	-	49,06,237.53	10%	4,85,634.15	44,20,603.38
Electric Fitting	14,57,478.27	-	-	-	14,57,478.27	10%	1,45,747.83	13,11,730.44
Book Case	3,783.31	-	-	-	3,783.31	10%	378.33	3,404.97
Sub total	62,67,707.11	-	99,792.00	-	63,67,499.11	10%	6,31,760.31	57,35,738.79
Library Book	1,27,917.79	36,707.00	49,324.00	-	2,13,948.79	40%	75,714.72	1,38,234.07
Plant and Machinery:-								
Lab Equipment:-								
Lab Equipment	28,60,655.34	-	-	-	28,60,655.34	15%	4,29,098.30	24,31,557.03
Library Equipment	14,002.82	-	-	-	14,002.82	15%	2,100.42	11,902.40
ABC Cylleder	481.59	-	-	-	481.59	15%	72.24	409.35
Lab.Glassware / Lab. Ware	61,961.14	-	-	-	61,961.14	15%	9,294.17	52,666.97
Other Machineries								
Machineries	51,280.68	-	-	-	51,280.68	15%	7,692.10	43,588.58
Photocopying Machine	2,05,444.34	-	-	-	2,05,444.34	15%	30,816.65	1,74,627.69
Sound System	13,817.48	-	-	-	13,817.48	15%	2,072.62	11,744.86
SPPU QIP Equipment	44,601.21	-	-	-	44,601.21	15%	6,690.18	37,911.03
SPPU QIP Sport Equipment	31,873.15	-	-	-	31,873.15	15%	4,780.97	27,092.18
Sports Material	13,209.61	-	-	-	13,209.61	15%	1,981.44	11,228.17
Sub total	32,97,327.35	-	-	-	32,97,327.35	15%	4,94,599.11	28,02,728.25





Criteria 6: Governance, Leadership and Management



Equipment								
Office Equipment:-								
Air Cooler	13,999.48	-	-	-	13,999.48	15%	2,099.92	11,899.55
Camera	4,029.46	-	-	-	4,029.46	15%	604.42	3,425.04
CCTV	2,37,139.19	-	17,996.00	-	2,55,135.19	15%	36,920.58	2,18,214.61
Data Projector	15,126.72	-	-	-	15,126.72	15%	2,269.01	12,857.71
Dead Stock	202.88	-	-	-	202.88	15%	30.43	172.45
DLP Projector	1,76,533.54	-	-	-	1,76,533.54	15%	26,480.03	1,50,053.50
Printer-								
H.P.Laser Printer	22,669.97	-	-	-	22,669.97	15%	3,400.50	19,269.47
Sharp AR 5320N	29,148.76	-	-	-	29,148.76	15%	4,372.31	24,776.44
L C D	4,722.79	-	-	-	4,722.79	15%	708.42	4,014.37
LED TV 15-16	46,673.50	-	-	-	46,673.50	15%	7,001.03	39,672.48
Micro Oven	7,551.92	-	-	-	7,551.92	15%	1,132.79	6,419.13
Mobile	3,127.32	-	-	-	3,127.32	15%	469.10	2,658.22
Other Office Equipment	3,55,675.58	-	-	-	3,55,675.58	15%	53,351.34	3,02,324.25
Other Assets	83,202.33	-	-	-	83,202.33	15%	12,480.35	70,721.98
Sub total	9,99,803.43	-	17,996.00	-	10,17,799.43	15%	1,51,320.21	8,66,479.21
SPPU- QIP- Solar Equipments	3,60,000.00	-	-	1,00,000.00	2,60,000.00	40%	52,000.00	2,08,000.00
Intangible Asset under development								
Patent WIP	32,000.00	-	-	-	32,000.00	-	-	32,000.00
Sub total	32,000.00	-	-	-	32,000.00	-	-	32,000.00
Total	2,39,25,635.16	36,707.00	1,67,112.00	1,00,000.00	2,40,29,454.17		27,18,516.24	2,13,10,937.95





Financial Year 2018-19
External Audit Report
(Pharm D)



External Audit Report 2018-19

Income & Expenditure Accounts 2018-19

(Pharm D)

Progressive Education Society's
Modern College of Pharmacy (Pharm D)
Yamunanagar, Sector No.21, Nigdi
Pune - 411044

Income And Expenditure Account For The Year Ended As On 31st March, 2019

Amount as on 31st March, 2018	Expenditure	Schedule No.	Amount as on 31st March, 2019	Amount as on 31st March, 2018	Income	Schedule No.	Amount as on 31st March, 2019
-	To Administrative Expenses	4	18,99,342.80	-	By Fees Received	5	30,04,500.00
	To Depreciation	3	44,345.00				
-	To Income over Expenditure		10,76,076.20	-	By Other Receipts	6	15,264.00
-	Total Rs.		30,19,764.00	-	Total Rs.		30,19,764.00

AS PER MY REPORT OF
EVEN DATE
2
Shrishi K. Inamdar
CHARTERED ACCOUNTANT
M.No. 038833

25 SEP 2019



Principal
P. E. S. Modern College of Pharmacy
Yamunanagar, Sector No.21, Nigdi,
Pune - 411 044.



External Audit Report 2018-19

Balance Sheet 2018-19

(Pharm D)

Progressive Education Society's
Modern College of Pharmacy (Pharm D)
Yamunanagar, Sector No.21, Nigdi
Pune - 411044

Balance Sheet as on 31st March, 2019

Amount as on 31st March, 2018	Liabilities	Schedule No.	Amount as on 31st March, 2019	Amount as on 31st March, 2018	Assets	Schedule No.	Amount as on 31st March, 2019
-	Development Fund		-	-	Fixed Assets	3	2,26,555.00
-	Current Liabilities	1	7,72,229.80	-	Current Assets	2	16,21,751.00
-	Income and Expenditure account	7	10,76,076.20				-
-	Total Rs.		18,48,306.00	-	Total Rs.		18,48,306.00

AS PER MY REPORT OF
EVEN DATE



Shrish K. Inamdar
CHARTERED ACCOUNTANT
M.No.038833

25 SEP 2019



P. E. S. Modern College of Pharmacy
Yamunanagar, Sector No.21, Nigdi,
Pune - 411 044.



Financial Year 2018-19
External Audit Report
(M. Pharm)



External Audit Report 2018-19

Income & Expenditure Accounts 2018-19

(M. Pharm)

Progressive Education Society's
Modern College of Pharmacy (P.G.)
Yamunanagar, Sector No.21, Nigdi
Pune - 411044

Income And Expenditure Account For The Year Ended As On 31st March, 2019

Amount as on 31st March, 2018	Expenditure	Schedule No.	Amount as on 31st March, 2019	Amount as on 31st March, 2018	Income	Schedule No.	Amount as on 31st March, 2019
1,33,62,867.30	To Administrative Expenses	6	1,27,44,450.19	99,37,500.00	By Fees Received	7	1,00,00,000.00
12,766.00	To Other Expenses	10	8,416.00	1,59,728.88	By Other Receipts	8	7,21,122.00
14,52,297.31	To Depreciation	2	12,75,935.11	1,17,070.20	By Interest on Deposits	9	1,38,536.10
			-	46,13,631.53	By Excess of Expenditure over Income tr. to Balance Sheet		31,69,143.20
1,48,27,930.61	Total Rs.		1,40,28,801.30	1,48,27,930.61	Total Rs.		1,40,28,801.30



AS PER MY REPORT OF
EVEN DATE

Shrish K. Inamdar
CHARTERED ACCOUNTANT
M.No.038833

25 SEP 2019



Principal
P. E. S. Modern College of Pharmacy
Yamunanagar, Sector No.21, Nigdi,
Pune - 411 044.



External Audit Report 2018-19

Balance Sheet 2018-19

(M. Pharm)

Progressive Education Society's
Modern College of Pharmacy (P.G.)
Yamunanagar, Sector No.21, Nigdi
Pune - 411044

Balance Sheet as on 31st March, 2019

Amount as on 31st March, 2018	Liabilities	Schedule No.	Amount as on 31st March, 2019	Amount as on 31st March, 2018	Assets	Schedule No.	Amount as on 31st March, 2019
-	Development Fund		-	1,10,94,071.46	Fixed Assets	2	98,51,982.36
3,89,77,106.68	Current Liabilities	1	3,93,73,805.68	74,46,935.16	Current Assets	3	58,14,520.96
-	Advance from P.E. Society		-	12,72,445.90	Investments	4	13,74,505.00
				1,91,63,654.16	Income & Expenditure Account	5	2,23,32,797.35
3,89,77,106.68	Total Rs.		3,93,73,805.68	3,89,77,106.68	Total Rs.		3,93,73,805.67

AS PER MY REPORT OF
EVEN DATE
2
Shrish K. Inamdar
CHARTERED ACCOUNTANT
M.No.038833
25 SEP 2019



Principal
P.E. S. Modern College of Pharmacy
Yamunanagar, Sector No.21, Nigdi,
Pune - 411 044.



External Audit Report 2018-19

Fixed Assets (Depreciation) 2018-19

(M. Pharm)

Progressive Education Society's
Modern College of Pharmacy (P.G.)
Yamunanagar, Sector No.21, Nigdi
Pune - 411044

Schedule No. 2 : Fixed Assets

Particulars	WDV As On 31st March, 2018	Additions > 180 Days	Additions < 180 Days	Deletion of Assets	Total (Rs.)	Rate	Depreciation	WDV As On 31st March, 2019
Building								
Aluminum Window	96,739.98	-	-	-	96,739.98	10%	9,674.00	87,065.98
Building 08-09	47,21,065.57	-	-	-	47,21,065.57	10%	4,72,106.56	42,48,959.01
Building 13-14	5,76,920.02	-	-	-	5,76,920.02	10%	57,692.00	5,19,228.01
Building 15-16	4,46,098.43	-	-	-	4,46,098.43	10%	44,609.84	4,01,488.59
Total	58,40,824.00	-	-	-	58,40,824.00		5,84,082.40	52,56,741.60
Computer								
Computer 11-12	1,075.23	-	-	-	1,075.23	40%	430.09	645.14
Computer 12-13	649.15	-	-	-	649.15	40%	259.66	389.49
Computer 13-14	748.58	-	-	-	748.58	40%	299.43	449.15
Computer 14-15	2,335.20	-	-	-	2,335.20	40%	934.08	1,401.12
UPS	23,294.99	-	-	-	23,294.99	40%	9,318.00	13,977.00
Total	28,103.15	-	-	-	28,103.15		11,241.26	16,861.89
Computer Software								
Computer Software 13-14	2,975.62	-	-	-	2,975.62	40%	1,190.25	1,785.37
Total	2,975.62	-	-	-	2,975.62		1,190.25	1,785.37






Criteria 6: Governance, Leadership and Management



Progressive Education Society's
Modern College of Pharmacy (P.G.)
Yamunanagar, Sector No.21, Nigdi
Pune - 411044

Schedule No. 2 : Fixed Assets

Particulars	WDV As On 31st March, 2018	Additions > 180 Days	Additions < 180 Days	Deletion of Assets	Total (Rs.)	Rate	Depreciation	WDV As On 31st March, 2019
Equipments								
Equipments 08-09	3,33,951.26	-	-	-	3,33,951.26	15%	50,092.69	2,83,858.57
Equipments 09-10	2,75,092.41	-	-	-	2,75,092.41	15%	41,263.86	2,33,828.55
Equipments 10-11	8,04,039.28	-	-	-	8,04,039.28	15%	1,20,605.89	6,83,433.39
Equipments 11-12	51,801.25	-	-	-	51,801.25	15%	7,770.19	44,031.06
Equipments 12-13	3,75,748.74	-	-	-	3,75,748.74	15%	56,362.31	3,19,386.43
Equipments 13-14	2,66,980.63	-	-	-	2,66,980.63	15%	40,047.09	2,26,933.54
Equipments 14-15	35,887.93	-	-	-	35,887.93	15%	5,383.19	30,504.74
Equipments 15-16	95,234.52	-	-	-	95,234.52	15%	14,285.18	80,949.33
Labrotory Equipments			33,846.00		33,846.00	15%	2,538.45	31,307.54
Total	22,38,736.02	-	33,846.00	-	22,72,582.02		3,38,348.85	19,34,233.15
Furniture & Fixture								
Furniture & Fixture 08-09	63,772.92	-	-	-	63,772.92	10%	6,377.29	57,395.63
Furniture & Fixture 10-11	3,05,473.47	-	-	-	3,05,473.47	10%	30,547.35	2,74,926.13
Furniture & Fixture 11-12	2,83,808.98	-	-	-	2,83,808.98	10%	28,380.90	2,55,428.08
Furniture & Fixture 12-13	2,57,770.14	-	-	-	2,57,770.14	10%	25,777.01	2,31,993.13
Furniture & Fixture 13-14	8,26,554.84	-	-	-	8,26,554.84	10%	82,655.48	7,43,899.36
Furniture & Fixture 14-15	60,361.20	-	-	-	60,361.20	10%	6,036.12	54,325.08
Furniture & Fixture 15-16	1,15,722.03	-	-	-	1,15,722.03	10%	11,572.20	1,04,149.82
Electrical Fittings	3,11,647.50	-	-	-	3,11,647.50	10%	31,164.75	2,80,482.75
Total	22,25,111.09	-	-	-	22,25,111.09		2,22,511.11	20,02,599.98
Generator	2,88,490.54	-	-	-	2,88,490.54	15%	43,273.58	2,45,216.96
Total	2,88,490.54	-	-	-	2,88,490.54		43,273.58	2,45,216.96





Criteria 6: Governance, Leadership and Management



Progressive Education Society's
Modern College of Pharmacy (P.G.)
Yamunanagar, Sector No.21, Nigdi
Pune - 411044

Schedule No. 2 : Fixed Assets

Particulars	WDV As On 31st March, 2018	Additions > 180 Days	Additions < 180 Days	Deletion of Assets	Total (Rs.)	Rate	Depreciation	WDV As On 31st March, 2019
Library Books								
Library Books 08-09	220.77	-	-	-	220.77	40%	88.31	132.46
Library Books 09-10	162.60	-	-	-	162.60	40%	65.04	97.55
Library Books 10-11	28.22	-	-	-	28.22	40%	11.29	16.93
Library Books 11-12	1,560.84	-	-	-	1,560.84	40%	624.34	936.50
Library Books 12-13	1,155.15	-	-	-	1,155.15	40%	462.06	693.09
Library Books 13-14	1,015.57	-	-	-	1,015.57	40%	406.23	609.34
Library Books 14-15	2,826.97	-	-	-	2,826.97	40%	1,130.79	1,696.18
Library Books 15-16	956.93	-	-	-	956.93	40%	382.77	574.16
Library Books 16-17	11,325.00	-	-	-	11,325.00	40%	4,530.00	6,795.00
Total	19,252.05	-	-	-	19,252.05		7,700.82	11,551.23
Office Equipments								
Air Conditioner	34,280.83	-	-	-	34,280.83	15%	5,142.12	29,138.71
Office Equipments	33,318.72	-	-	-	33,318.72	15%	4,997.81	28,320.91
Office Equipments 12-13	83,902.76	-	-	-	83,902.76	15%	12,585.41	71,317.35
Office Equipments 13-14	41,864.42	-	-	-	41,864.42	15%	6,279.66	35,584.76
Refrigerator	18,595.56	-	-	-	18,595.56	15%	2,789.33	15,806.23
Statue and Painting	1,27,697.95	-	-	-	1,27,697.95	15%	19,154.69	1,08,543.26
Telephone Instrument	10,371.94	-	-	-	10,371.94	15%	1,555.79	8,816.15
Television	30,213.56	-	-	-	30,213.56	15%	4,532.03	25,681.53
Water Cooler	70,333.26	-	-	-	70,333.26	15%	10,549.99	59,783.27
Total	4,50,579.00	-	-	-	4,50,579.00		67,586.84	3,82,992.16
Grand Total	1,10,94,071.44	-	33,846.00	-	1,11,27,917.44		12,75,935.11	98,51,982.33

